

FREM

Applique per lampada fluorescente lineare.
Struttura in alluminio anodizzato, opaco, brillantato o cromato, braccio di fissaggio in ottone o alluminio.
Schermo di protezione in estruso di policarbonato trasparente.

Completa di alimentatore elettronico.

Finiture: **ALO - ALB**

Lamp for fluorescent tube.
Structure in anodized aluminium matt, brilliant or chromed fixing arm in brass or in aluminium.
Polycarbonate transparent extruded screen.

Complete of electronic ballast.

Finishings: **ALO - ALB**

DESIGN: C.F. Light Division

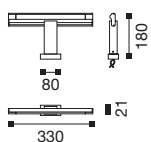
 230V G5 T5 Ø16mm

IP20   

 pag.32

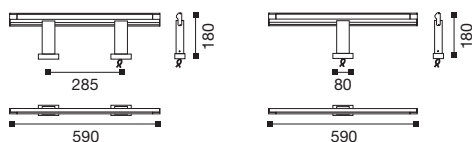
FREM 8W

attacco parete
wall fixing

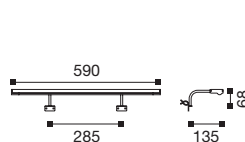


FREM 14W

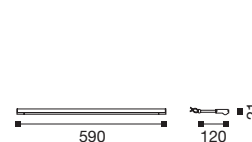
attacco parete
wall fixing



attacco telaio
bracket fixing



attacco vetro
glass fixing





BRACCETTI IN ALLUMINIO - FIXING ARMS IN ALUMINIUM



attacco parete
wall fixing

attacco telaio
bracket fixing

attacco clips
clips fixing

BRACCETTI IN OTTONE - FIXING ARMS IN BRASS



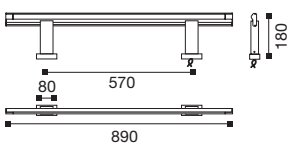
attacco telaio
bracket fixing

attacco clips
clips fixing

attacco vetro
glass fixing

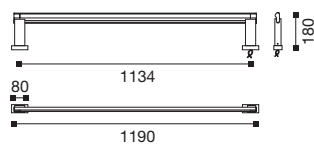
FREM 21/39W

attacco parete
wall fixing



FREM 54W

attacco parete
wall fixing



W	larghezza width	braccetti in alluminio fixing arms in aluminium	braccetti in ottone fixing arms in brass
8W	330 mm	■	●
14W	590 mm	■	●
21W	890 mm	■	●
39W	890 mm	●	●
54W	1190 mm	●	●

● alimentatore elettronico separato - separate electronic ballast
■ alimentatore elettronico incorporato - built-in electronic ballast