



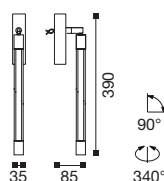
MERLINO

Applique per lampada fluorescente lineare.
Struttura in ottone orientabile con snodo a due
movimentazioni.
Cilindro di protezione in policarbonato satinato.
Completa di alimentatore elettronico.
Finiture: **CR - NKS - VCP - DR**

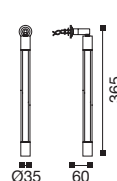
Lamp for fluorescent tube.
Body in brass with 2 movements swivel.
Satin polycarbonate cylinder.
Complete of electronic ballast.
Finishings: **CR - NKS - VCP - DR**

MERLINO 8W

attacco parete - con snodo
wall fixing - with swivel

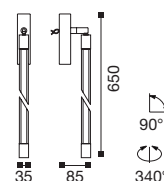


attacco vetro
glass fixing

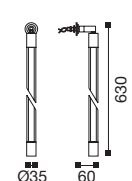


MERLINO 14W

attacco parete - con snodo
wall fixing - with swivel



attacco vetro
glass fixing



 230V G5 T5 Ø16mm

IP20   

 pag.28

W	larghezza width	attacco parete wall fixing	attacco vetro glass fixing
8W	390 mm	■	●
14W	650 mm	■	●

● alimentatore elettronico separato - separate electronic ballast
■ alimentatore elettronico incorporato - built-in electronic ballast

