



MONO F



SYSTEM LED DUO

MONO F

Disponibile a luce bianca, a richiesta altri colori.

Lente disponibile in tre differenti versioni:
fascio stretto, medio e largo.

Finiture: **BN - CR - DR - NR - GR**

Available in white light and on request other colours.
Different lens degrees available: narrow, middle and wide beam.

Finishings: **BN - CR - DR - NR - GR**

 350mA 1W 50..100 lumen

IP20      ta = -30..... +45°

 Ø60mm

 pag.18

SYSTEM LED DUO

Spot LED: serie DUO a led di potenza.

Disponibile a luce bianca, a richiesta altri colori.

Flangia in vari colori, vetrino di protezione satinato.

Finiture: **BN - CR - DR - NRO - VCP - ANT - NKB**

Spot LED: serie DUO brightness LED spot.


Available in white light and on request other colours.

Ring available in various colours, satin protection glass.

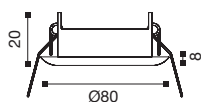
Finishings: **BN - CR - DR - NRO - VCP - ANT - NKB**

 350mA 1W 100..200 lumen

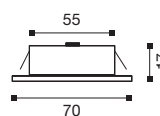
IP20      ta = -30..... +45°

 Ø55mm (S.1200)

 pag.18



modello model	lumen/W typ./W
Mono-1	50
Mono-T	80
Mono-U	100



modello model	lumen/W typ./W
Duo-1	100
Duo-T	140
Duo-U	200