

### TRIGO sospensione

Sospensione per fonte luminosa led con lente a fascio luminoso 40-45°.

Struttura in ottone, cavi di sospensione in nylon.

Diffusore in vetro pressato trasparente.

Alimentatore incorporato.

Finiture: **CR - NKS**

Lamp for led with a light beam lens 40-45°.

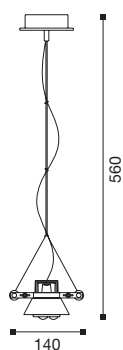

Body in brass, suspension cables in nylon.


Diffuser in pressed transparent glass.

Incorporated converter.

Finishings: **CR - NKS**

DESIGN: Alessandra Fulceri



 350mA 3x1W

IP20   

 pag.10



## TRIGO

Applique per fonte luminosa led con lente a fascio luminoso 40-45°.

Struttura in ottone con snodi.

Diffusore in vetro pressato trasparente.

Alimentatore incorporato.

Finiture: **CR - NKS**

Lamp for led with a light beam lens 40-45°.

Body in brass with joints.

Diffuser in pressed transparent glass.

Incorporated converter.

Finishings: **CR - NKS**


DESIGN: Alessandra Fulceri



TRIGO/2

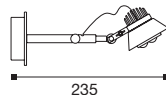
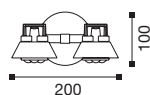
### TRIGO/2

attacco parete  
wall fixing

 350mA 3x1W - 6x1W

IP20   

 pag.10



LIGHT BY  
L U X E E N