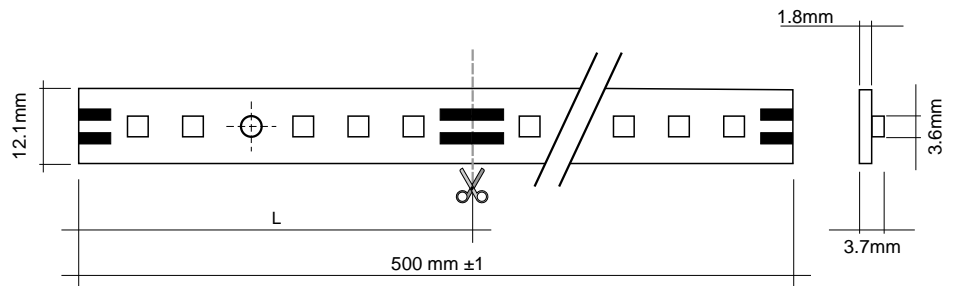



3.1 C1 Bar powered ledtech SMD 2.8x3.2



Applications:

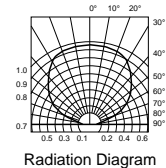
- Safety lighting
- Impressive lighting
- Rays of light
- Backlight

Features:

- Supply 24VDC
- Fibreglass base 1,6mm
- PCB-FR4 printed circuit
- Identification of polarity
- Connections by pitches to weld
- Emission angle 120°
- separable every 5 LED
- Hole for fixing each 5 LED

Notes:

- Weight 20g
- Dimensions: 500x12.1mm
- Compatible with aluminium/PC profiles
- Tc -10 +60°C
- Ta -30 +80°C



CODE	LED model	Colour	Nr. of LED	Power (W)	(Lumen)	L (separable every)	Supply again every
3200°k							
TLR20WKLD	Ledtech SMD 3.2x2.8	warm white	20LED	2.8 W	28 lm	125 mm	12 m
TLR25WKLD	Ledtech SMD 3.2x2.8	warm white	25LED	3.6 W	35 lm	100 mm	10 m
TLR35WKLD	Ledtech SMD 3.2x2.8	warm white	35LED	3.4 W	50 lm	71.4 mm	6 m
TLR50WKLD	Ledtech SMD 3.2x2.8	warm white	50LED	6.7 W	70 lm	50 mm	5 m
4200°k							
TLR20WKFLD	Ledtech SMD 3.2x2.8	natural white	20LED	2.8 W	32 lm	125 mm	12 m
TLR25WKFLD	Ledtech SMD 3.2x2.8	natural white	25LED	3.6 W	40 lm	100 mm	10 m
TLR35WKFLD	Ledtech SMD 3.2x2.8	natural white	35LED	3.4 W	50 lm	71.4 mm	6 m
TLR50WKFLD	Ledtech SMD 3.2x2.8	natural white	50LED	6.7 W	80 lm	50 mm	5 m
5800°k							
TLR20WLDT	Ledtech SMD 3.2x2.8	cold white	20LED	2.8 W	34 lm	125 mm	12 m
TLR25WLDT	Ledtech SMD 3.2x2.8	cold white	25LED	3.6 W	42 lm	100 mm	10 m
TLR35WLDT	Ledtech SMD 3.2x2.8	cold white	35LED	3.4 W	54 lm	71.4 mm	6 m
TLR50WLDT	Ledtech SMD 3.2x2.8	cold white	50LED	6.7 W	85 lm	50 mm	5 m

