


# Regolo

Flaver design

Faretto ad incasso, orientabile piano orizzontale di 355°, in verticale di 32°. Foro d'incasso 180x180 mm.  
Cablaggio elettronico-induttivo, corpo in pressofusione di alluminio e particolari in policarbonato. Parabola in alluminio. Gruppo ottico estraibile ed intercambiabile.

Sorgenti luminose previste

LED 

Scheda 18 LED completa di dissipatore e alimentatore

Potenza totale 29,25W

Rendimento punto luce 1 led 94,8%

Flusso luminoso 1310,4 lm

Temperatura colore 3000k

Angolo fascio luminoso 65°

Classificazione apparecchio:

emissione diretta

Classe di isolamento I

Glow Wire 850°

*Incorporated spotlight, directionally adjustable on 355° horizontal axis, and on 32° vertical axis. Cutout 180x180 mm.*

*Electronic-inductive wiring, pressure die-cast aluminium structure with polycarbonate details. Aluminium parabolic louver.*

*Optical removable and interchangeable unit*

*Light sources provided:*

*LED lights *

*Circuit board with 18 LED lights, including dissipator and power adaptor*

*Overall power 29.25W*

*Light point performance with 1 led light 94.8%*

*Light flow 1310,4 lm*

*Colour temperature 3000k*

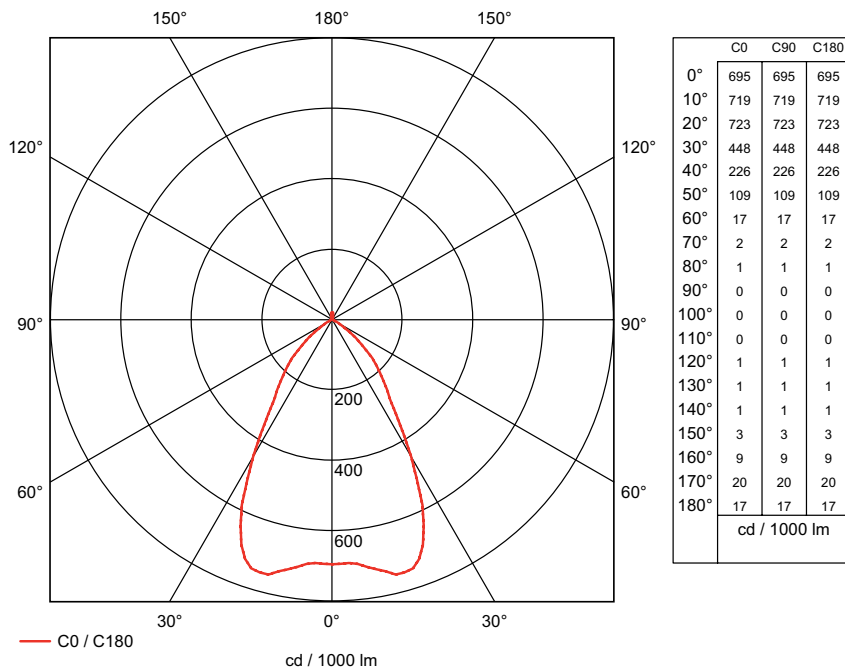
*65° beam spread angle*

*Luminaire classification:*

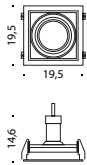
*Direct emission*

*Insulation class I*

*Glow Wire 850° C*

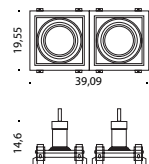






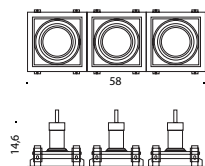
**60.008**

Faretto ad incasso, a una luce a LED.  
Cromo perlato/cornice bianca  
*Recessed downlighter, LED version.*  
*Pearled chrome / white frame*



**60.009**

Faretto ad incasso, a 2 luci a LED.  
Cromo perlato/cornice bianca  
*Double recessed downlighter, LED version.*  
*Pearled chrome / white frame*



**60.010**

Faretto ad incasso, a 3 luci a LED.  
Cromo perlato/cornice bianca  
*Triple recessed downlighter, LED version.*  
*Pearled chrome / white frame*

14



