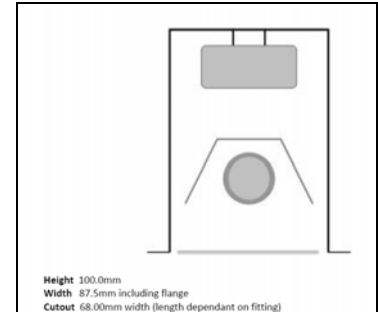





## LASER 60 BOX RECESSED



### **Laser 60 Box Recessed System**

Integral Electronic Non Dimmable Gear  
Length – any length required  
Custom made & fully prewired to your requirements  
Quickconnect system for easy installation  
Direct/Indirect light components available  
Australian made using recycled aluminium  
Continuous lamp source for most lamp types  
Height: 100mm Width: 87.5mm incl flange  
Cutout: 68mm width (length dependant on fitting)

### **Diffuser Options**

Clear Reeded Acrylic  
Opal Acrylic  
Frosted Acrylic  
Semi or Hi Specular Parabolic  
Louvre

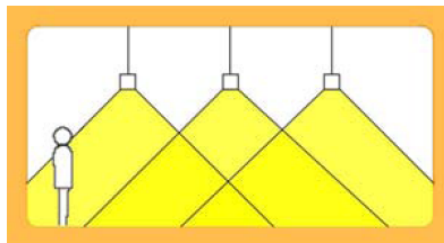
### **Lamp Unit Options:**

T5 (High Efficiency) – 8w, 13w, 14w, 21w, 28w, 35w  
T5 (High Output) – 24w, 39w, 49w, 54w, 80w  
Twin & Overlapping T5 Lamp Configurations Available  
T8 – 182, 30w, 36w, 58w  
Single T8 Lamp Configuration Available

### **Connector Bends**

Mitred Bends to any angle

### **Luminaries Fluorescent Output (Please Note: This is not to scale)**



Direct Illumination