



Quadro

Lampada da soffitto o parete. Diffusore in vetro soffiato opale triplex lucido con sistema di aggancio a baionetta. La base trasparente o colorata, in policarbonato autoestinguente, permette di creare, sulla parete, un alone colorato mantenendo il flusso di luce centrale bianco. Base KOMBI in metallo verniciato bianco ral 9016. Guarnizione in silicone per le versioni IP65. Versione LED equipaggiata con led smd e alimentatore elettronico incorporato.


Ceiling or wall lamp. Diffuser made in blown shiny opal triplex glass with bayonet lock system. The transparent or coloured base, made in auto-extinguishing polycarbonate, permits to create, on the wall, a coloured ring leaving the central light in white. Base KOMBI made in white painted metal ral 9016. Silicon gasket for versions IP65. LED version equipped with smd led and electronic driver included.

Lampe à plafond ou à mur. Diffuseur en verre soufflé opale triplex brillant avec système d'accroche à baïonnette. La base transparente ou colorée, réalisée en polycarbonate auto-extinguible, permet de créer, sur le mur, un halo coloré conservant la lumière centrale blanche. Base KOMBI réalisée en métal vernie blanc ral 9016. Joint en silicone pour les versions IP65. Version LED équipée avec led smd et ballast électronique incorporé.

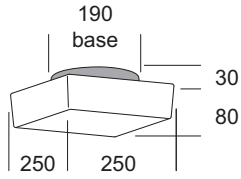
Lámpara de techo o pared. Difusor de vidrio soplado opal triplex brillante con

sistema de enganche a bayoneta. La base transparente o de colores, en policarbonato de autoextinción, permite crear, en la pared, un halo de colores manteniendo el flujo de luz central blanco. Base KOMBI en metal pintado blanco ral 9016. Junta de protección de silicona para las versiones y IP65. Version LED suministrada con led smd y alimentador electrónico incluido.

Decken- oder Wandleuchte. Diffusor aus geblasenem Triplex-Opalglas, glänzend, mit Bajonettsystem zur Befestigung. Die transparente oder farbige Basis, aus selbstlöschendem Polycarbonat, ermöglicht es, an der Wand einen farbigen Lichthof zu erzeugen, wobei der zentrale Lichtfluss weiß bleibt. Basis KOMBI aus weiß lackiertem Metall Ral 9016. Silikondichtung für die Ausführungen IP65. Ausführung LED zum led smd und integriert Versorgungsgerät elektronisch.

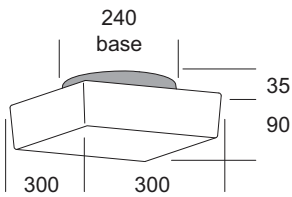


Quadro 250



Articolo Item	Codice Code				W _{max}	E27	LUMEN	IP65	A
	BL	GI	RO	TR					
E27 quadro 250 IP	23385	23382	23383	23380	1x60	E27	730	IP65	A

Quadro 300



E27 quadro 300 IP	23395	23392	23393	23390	1x100	E27	1380	IP65	A
MG quadro 300 MG IP	29515	29512	29513	29510	1x26	G24d-3	1800	IP65	B
EL quadro 300 EL IP	28385	28382	28383	28380	1x26	G24q-3	1800	IP65	B
DIG quadro 300 DIG IP	28395	28392	28393	28390	1x26	G24q-3	1800	IP65	B
DALI quadro 300 DALI IP	28205	28202	28203	28200	1x26	G24q-3	1800	IP65	B
LED-N quadro 300 led-N	16315	16312	16313	16310	220x0,08	led	-	IP65	C
EM quadro 300 EM IP	10575	10572	10573	10570	1x18	G24q-2	1200	IP65	B
BI									
EM quadro 300 EM/26	10580	KOMBI Ø270xH60			1x26	G24q-3	1800	IP20	B

Versione LED LED version

BL RAL 5017 Blu Blue	GI RAL 1023 Giallo Yellow	RO RAL 3000 Rosso Red	TR Trasparente Transparent	BI RAL 9016 Bianco White
--------------------------------	-------------------------------------	---------------------------------	--------------------------------------	------------------------------------

DIG Informazioni tecniche pag. 462
DALI Technical instructions page 462

EM 1 lampada in emergenza permanente (SA) 1h di serie – 3h a richiesta
1 bulb in maintained light emergency 1h standard – 3h on request

LED-N 4200K luce naturale - 4200K natural white

Versione LED fornibile, a richiesta, con alimentazione remota (pag.466)
LED version available, on request, with remote supply (pag.466)

KOMBI Montatura in metallo verniciato bianco. Solo per installazione interna
White painted metal frame. Only for indoor installation

