

Astra


Diffusore in vetro soffiato opale triplex satinato con sistema di aggancio a baionetta.
Montatura KEEP in policarbonato bianco predisposta per l'installazione ad incasso. Montatura KOMBI in metallo verniciato bianco ral 9016.
Guarnizione in silicone per le versioni IP54 e IP65.

Diffuser in blown satin opal triplex glass with bayonet lock system. Base KEEP made in white polycarbonate planned for recessed installation. Base KOMBI made in white painted metal ral 9016.
Silicon gasket for versions IP54 and IP65

Diffuseur en verre soufflé opale triplex satiné avec système d'accroche à baïonnette. Base KEEP réalisée en polycarbonate blanc prévue pour l'installation encastrable. Base KOMBI réalisée en métal vernie blanc ral 9016. Joint en silicone pour les versions IP54 et IP65.










































Difusor de vidrio soplado opal triplex satinado con sistema de engancho a bayoneta. Montadura KEEP en policarbonato blanco con accesorios para la instalación mediante encaje. Montadura KOMBI en metal pintado blanco ral 9016. Junta de protección de silicona para las versiones IP54 y IP65.

Diffusor aus geblasenem Triplex-Opalglas, satiniert, mit Bajonettssystem zur Befestigung. Fassung KEEP aus weißem Polycarbonat, für die Einbauinstallation. Fassung KOMBI aus weiß lackiertem Metall Ral 9016. Silikondichtung für die Ausführungen IP54 und IP65.



Astra

E27 INCANDESCENZA - INCANDESCENT
INCANDESCENT - INCANDESCENCIA
GLÜHLAMPE

ARTICOLO ITEM	CODICE CODE	W _{max}		LUMEN		A	B	C	D	KG			BASE	
mm														
astra 250	13031	1x60	E27	730	IP40	250	190	100	30	1,0			KEEP	A
astra 250 IP	23031	1x60	E27	730	IP65	250	190	100	30	1,0			KEEP	A
astra 300	13041	1x100	E27	1380	IP40	300	240	120	35	1,9			KEEP	A
astra 300 IP	23041	1x100	E27	1380	IP65	300	240	120	35	1,9			KEEP	A
astra 360	13051	2x60	E27	1460	IP40	360	240	140	35	2,4			KEEP	B
astra 360 IP	23051	2x60	E27	1460	IP65	360	240	140	35	2,4			KEEP	B
astra 450	13061	2x75	E27	1880	IP40	450	320	150	35	3,8			KEEP	B
astra 450 IP	23061	2x75	E27	1880	IP54	450	320	150	35	3,8			KEEP	B
astra 550	13071	2x75	E27	1880	IP40	550	320	170	35	4,2			KEEP	B
astra 550 IP	23071	2x75	E27	1880	IP54	550	320	170	35	4,2			KEEP	B
astra 300 MG	19311	1x26	G24d-3	1800	IP40	300	240	120	35	2,5			KEEP	C
astra 300 MG IP	29311	1x26	G24d-3	1800	IP65	300	240	120	35	2,5			KEEP	C
astra 360 MG	19321	2x26	G24d-3	3600	IP40	360	240	140	35	3,2			KEEP	C
astra 360 MG IP	29321	2x26	G24d-3	3600	IP65	360	240	140	35	3,2			KEEP	C
astra 450 MG	19331	3x26	G24d-3	5400	IP40	450	320	150	35	4,9			KEEP	D
astra 450 MG IP	29331	3x26	G24d-3	5400	IP54	450	320	150	35	4,9			KEEP	D
astra 550 MG	19341	3x26	G24d-3	5400	IP40	550	320	170	35	6,0			KEEP	D
astra 550 MG IP	29341	3x26	G24d-3	5400	IP54	550	320	170	35	6,0			KEEP	D

MG ALIM. MAGNETICO - MAGNETIC BALLAST
BALLAST MAGNETIQUE - BALASTO MAGNETICO
VORSCHALTGERÄT MAGNETISCH

Astra

EL ALIM. ELETTRONICO HF - ELECTRONIC BALLAST HF
BALLAST ELECTRONIQUE HF - BALASTO ELECTR. HF
VORSCHALTGERÄT ELEKTRONISCH HF

DIM DIMMERABILE 1-10V - DIMMABLE 1-10V
GRADUABLE 1-10V - REGULABLE 1-10V - DIMMBAR 1-10V
DALI : A RICHIESTA - OPTION - OPCION - AUF ANFRAGE

EM EMERG. PERMANENTE (SA) - MAINTAINED LIGHT EMERG.
EMERGENCE PERMANENT - EMERGENCIA PERMANENTE
NOTLEUCHTE DAUERSCHALTUNG
1h - 24h DI SERIE - STANDARD - SERIENMÄSSIG
3h - 24h A RICHIESTA - OPTION - OPCION - AUF ANFRAGE

ARTICOLO ITEM	CODICE CODE	W _{max}		LUMEN		A	B	C	D	KG			BASE	
						mm								
astra 300 EL	18221	1x26	G24q-3	1800	IP40	300	240	120	35	2,3			KEEP	C
astra 300 EL IP	28221	1x26	G24q-3	1800	IP65	300	240	120	35	2,3			KEEP	C
astra 360 EL	18231	2x18	G24q-2	2400	IP40	360	240	140	35	2,7			KEEP	C
astra 360 EL IP	28231	2x18	G24q-2	2400	IP65	360	240	140	35	2,7			KEEP	C
astra 450 EL	18241	2x26	G24q-3	3600	IP40	450	320	150	35	4,0			KEEP	C
astra 450 EL IP	28241	2x26	G24q-3	3600	IP54	450	320	150	35	4,0			KEEP	C
astra 450 EL/64	19041	2x32	GX24q-3	4800	IP20	450	370	190	70	4,2			KOMBI	C
astra 550 EL	18251	2x26	G24q-3	3600	IP40	550	320	170	35	4,5			KEEP	C
astra 550 EL IP	28251	2x26	G24q-3	3600	IP54	550	320	170	35	4,5			KEEP	C
astra 550 EL/84	19051	2x42	GX24q-4	6400	IP20	550	370	210	70	4,7			KOMBI	C
astra 300 DIM	18261	1x26	G24q-3	1800	IP40	300	240	120	35	2,3			KEEP	C
astra 300 DIM IP	28261	1x26	G24q-3	1800	IP65	300	240	120	35	2,3			KEEP	C
astra 360 DIM	18271	2x18	G24q-2	2400	IP40	360	240	140	35	2,7			KEEP	C
astra 360 DIM IP	28271	2x18	G24q-2	2400	IP65	360	240	140	35	2,7			KEEP	C
astra 450 DIM	18281	2x26	G24q-3	3600	IP40	450	320	150	35	4,0			KEEP	C
astra 450 DIM IP	28281	2x26	G24q-3	3600	IP54	450	320	150	35	4,0			KEEP	C
astra 450 DIM/64	19681	2x32	GX24q-3	4800	IP20	450	370	190	70	4,2			KOMBI	C
astra 550 DIM	18291	2x26	G24q-3	3600	IP40	550	320	170	35	4,5			KEEP	C
astra 550 DIM IP	28291	2x26	G24q-3	3600	IP54	550	320	170	35	4,5			KEEP	C
astra 550 DIM/84	19691	2x42	GX24q-4	6400	IP20	550	370	210	70	4,7			KOMBI	C
astra 300 EM	10441	1x18	G24q-2	1200	IP40	300	240	120	35	2,8	20%	1x18	KEEP	C
astra 300 EM/26	10451	1x26	G24q-3	1800	IP20	300	270	150	60	3,7	18%	1x26	KOMBI	C
astra 360 EM	10461	1x26	G24q-3	1800	IP40	360	240	140	35	3,2	18%	1x26	KEEP	C
astra 360 EM/36	10471	2x18	G24q-2	2400	IP20	360	270	170	60	4,0	20%	1x18	KOMBI	C
astra 450 EM	10481	2x26	G24q-3	3600	IP40	450	320	150	35	4,5	18%	1x26	KEEP	C
astra 450 EM/64	10161	2x32	GX24q-3	4800	IP20	450	370	190	70	5,2	16%	1x32	KOMBI	C
astra 550 EM	10491	2x26	G24q-3	3600	IP40	550	320	170	35	5,0	18%	1x26	KEEP	C
astra 550 EM/84	10171	2x42	GX24q-4	6400	IP20	550	370	210	70	6,2	14%	1x42	KOMBI	C

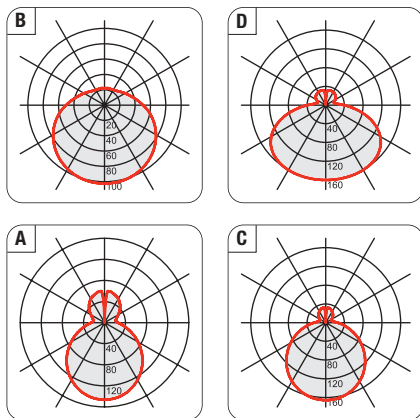
Collection



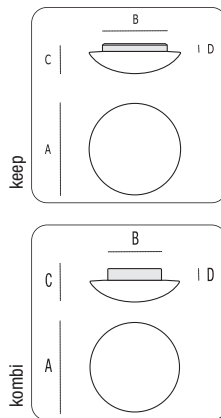
faretti incasso
recessed lights
PAGE 132-133

plafoniere ceiling bowls
PAGE 116

curva fotometrica_photometric data



disegno tecnico_technical drawing



note tecniche_technical notes PAGE 11