



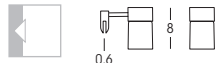
-4-

4080 cromo/chrome

1x33W - 220/240V

G9

CE 850° ENEC



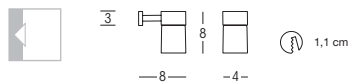
-8- -4-

4060 cromo/chrome

1x33W - 220/240V

G9

CE 850° ENEC



4051 cromo/chrome

1x33W - 220/240V

G9

CE 850° ENEC

EX TRA DRY

Montatura in metallo. Finitura in cromo o nichel spazzolato. Vetro pressato satinato bianco.

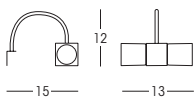
Metal fitting. Chrome or nickel brushed finish. White pressed satinized glass.

Support en métal. Finition chromé ou nickel brossé. Verre pressé satiné blanc.

Metallteile in Chrom glänzend oder Nickel matt. Pressglas weiss satiniert.

Montura en metal. Acabados en cromo o nikel pùlido. Cristal satinado blanco.

Металлический фитинг. Хромированный или никелированный, выглаженный щеткой. Белое прессованное сатинованное стекло.



4074 cromo/chrome

1x33W - 220/240V

 G9

