









Wall-mounting module for linear fluorescent lamps.
Coated aluminium or steel sheet structure.
Equipped with electronic ballast.

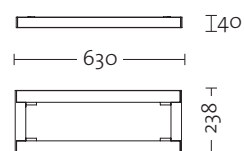
FALEA

DESIGN - ETTORE BRUSATORI

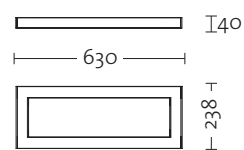
CODE	DESCRIPTION	Size (mm)
6730	Direct and indirect light module FSDH (TC-L) - 2 x 55W - 2G11 230V - 50Hz Colour: 01 - 18 IP 40 Kg 3.20 Ribbed methacrylate front louver	 I40
		 630 I 238
 		
6732	Indirect light blind module FSDH (TC-L) - 2 x 55W - 2G11 230V - 50Hz Colour: 01 - 18 IP 40 Kg 3.20	 I40
		 630 I 238
 		



6730



6732



Size (mm)

01 white
18 grey

NOTE