

FLAT

Design Guido Vrola

Collezione completa di sospensioni, plafoniere, lampade, applique e piantane con elemento principale in PMMA di grosso spessore composto da due lamine da 5mm colorate (bianco, arancio o nero) ed una lamina centrale trasparente da 10mm. La struttura è in cromo lucido. Gli attacchi sono E27 ed E14 e le lampadine ideali da utilizzare sono le globo lux bianco latte. Questa collezione è ideale per ambienti giovani, cucine e zone giorno moderne, camerette, ristoranti, alberghi.

Complete collection of suspensions, ceiling lamps, table and desk lamps, wall lamps and floor lamps with main element in PMMA of large thickness made by two sheets of white, orange or black colour and a transparent sheet in the middle. The structure is in chrome. The socket are for E27 (E26) and E14 (E12) suitable for the milky-white globe bulb. This collection is good for young atmospheres, modern kitchens, child bedrooms, restaurants, hotels.




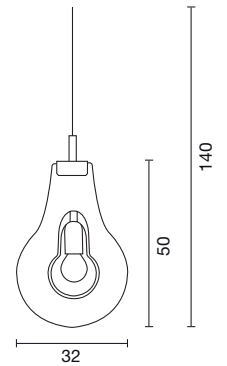
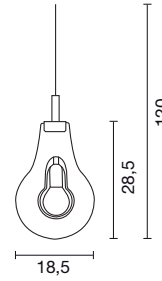


2743/3


Art. 2740 Sospensione
Suspension



18,5x28,5cm.-H.120cm. max
7"28x11"22-H.47"24 max
1x60W - E14  Kg.0,8



Art. 2741 Sospensione
Suspension


32x50cm.-H.140cm. max
12"6x19"68-H.55"11 max
1x100W - E27  Kg.2,3

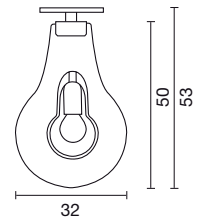
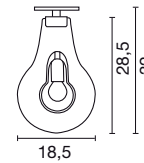
CE   IP20

Montatura 002
Frame


Art. 2742 Plafoniera
Ceiling Lamp



18,5x28,5cm.-H.32cm.
7"28x11"22-H.12"60
1x60W - E14  Kg.0,8



Art. 2743 Plafoniera
Ceiling Lamp


32x50cm.-H.53cm.
12"6x19"68-H.20"87
1x100W - E27  Kg.2,5

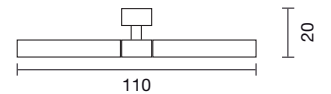
CE   IP20

Montatura 002
Frame


Art. 2743/2 Plafoniera
Ceiling Lamp

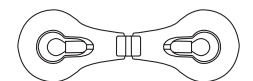


Ø 110cm.-H.20cm.
Ø 43"31-H.7"87
2x100W - E27  Kg.5



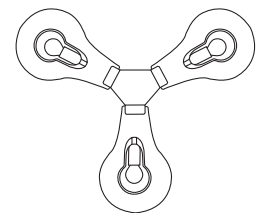
Art. 2743/3 Plafoniera
Ceiling Lamp

Ø 110cm.-H.20cm.
Ø 43"31-H.7"87
3x100W - E27  Kg.7,5



Montatura 002
Frame

CE   IP20



Disponibile in / Available in

 011 bianco
white

 018 nero
black

 031 arancio
orange