


474



469

461

470



467

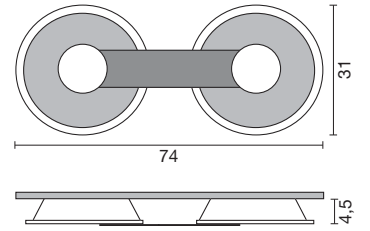
Art. 469 Plafoniera
Ceiling Lamp

Vetro 011
Glass
Montatura 040
Frame



Ø 31x74cm.
Ø 12"20x29"13
2x22W - T5C

CE IP20 Kg.4,2



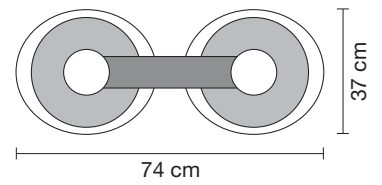
Art. 470 Plafoniera
Ceiling Lamp

Vetro 011
Glass
Montatura 040
Frame



Ø 37x74cm.
Ø 14"56x29"13
2x22W - T5C

CE IP20 Kg.4,2



Art. 471 Plafoniera
Ceiling Lamp

Vetro 011
Glass
Montatura 040
Frame



Ø 31x74cm.
Ø 12"20x29"13
2x22W - T5C

CE IP20 Kg.4,2

