

ARCA

Design Arch. L. Crosato

Arca: una collezione moderna e versatile, dalle linee essenziali secondo i dettami della moda attuale. Il dettaglio dal design innovativo si ritrova nella particolare parte metallica che raccoglie il vetro diffusore dai colori raffinati, avvolgendo di una luce morbida e colorata il Vostro ambiente.

Arca: a modern bright collection.

The essential line, in accordance with the principles of the current fashion, can be recognized in the circular base and in the staff of the setting also, the innovative hint lies in the new, small basin that holds the glass and the brilliant colouring of the diffuser. The result is a soft and coloured wraparound light.







2402






2402



Art. 2399 *Sospensione*
Suspension


Vetro 053
Glass
Montatura 030-003
Frame



L.25cm.-H.110cm. max
L.9"84-H.43"31 max
E=max 1x100W - E27 

G=max 1x75W - G9 


CE    IP20  Kg.1,7



Art. 2400 *Sospensione*
Suspension

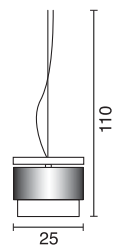
Vetro 053
Glass
Montatura 030-003
Frame



L. 25 cm - h max 110 cm
L. 9"84 - h max 43"31
E=max 1x100W - E27 

G=max 1x75W - G9 


CE    IP20  Kg.1,7



Art. 2401 *Sospensione*
Suspension

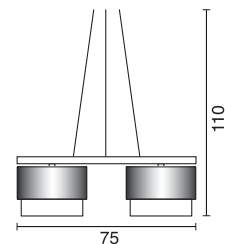
Vetro 053
Glass
Montatura 030-003
Frame



L.75cm.-H.110cm. max
L.29"53-H.43"31 max
E=max 2x100W - E27 

G=max 2x75W - G9 


CE    IP20  Kg.3



Art. 2402 Sospensione
Suspension

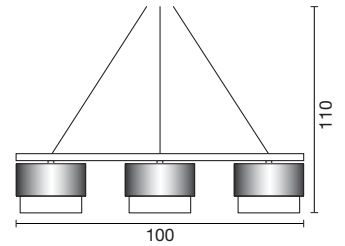
Vetro 053
Glass
Montatura 030-003
Frame



L.100cm.-H.110cm.
L.39"40"-H.43"70
E=max 3x100W - E27 

G=max 3x75W - G9 


CE     IP20  Kg.4,5



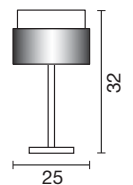
Art. 2403 Lampada
Table Lamp

Vetro 053
Glass
Montatura 030-003
Frame



Ø 25cm.-H.32cm.
Ø 9"84"-H.12"60
max 1x60W - E14 


CE     IP20  Kg.1,5



Art. 2404 Lampada
Table Lamp

Vetro 053
Glass
Montatura 030-003
Frame



Ø 25cm.-H.55cm.
Ø 9"84"-H.21"65
max 1x60W - E14 

CE     IP20  Kg.2,9

