

FLAT

Design Guido Vrola

Collezione completa di sospensioni, plafoniere, lampade, applique e piantane con elemento principale in PMMA di grosso spessore composto da due lamine da 5mm colorate (bianco, arancio o nero) ed una lamina centrale trasparente da 10mm. La struttura è in cromo lucido. Gli attacchi sono E27 ed E14 e le lampadine ideali da utilizzare sono le globo lux bianco latte. Questa collezione è ideale per ambienti giovani, cucine e zone giorno moderne, camerette, ristoranti, alberghi.

Complete collection of suspensions, ceiling lamps, table and desk lamps, wall lamps and floor lamps with main element in PMMA of large thickness made by two sheets of white, orange or black colour and a transparent sheet in the middle. The structure is in chrome. The socket are for E27 (E26) and E14 (E12) suitable for the milky-white globe bulb. This collection is good for young atmospheres, modern kitchens, child bedrooms, restaurants, hotels.





2745




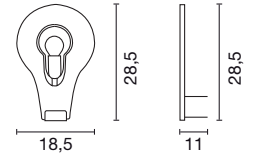
2740

2741

Art. 2744 Applique
Wall bracket




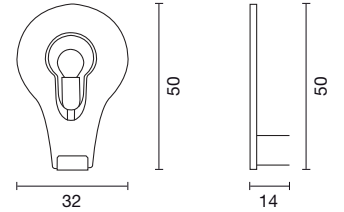
18,5x28,5cm.-Sp.11cm.
7"28x11"22-D.4"33
1x60W - E14  Kg.0,9



Art. 2745 Applique
Wall bracket



32x50cm.-Sp.14cm.
12"6x19"68-D.5"51
1x100W - E27  Kg.2,6




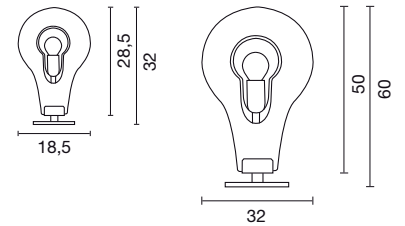
Montatura 002
Frame

CE     IP20


Art. 2746 Lampada
Table Lamp






18,5x28,5cm.-H.32cm.
7"28x11"22-H.12"60
1x60W - E14  Kg.1,5



Art. 2747 Lampada
Table Lamp


32x50cm.-H.60cm.
12"6x19"68-H.23"62
1x100W - E27  Kg.4,3

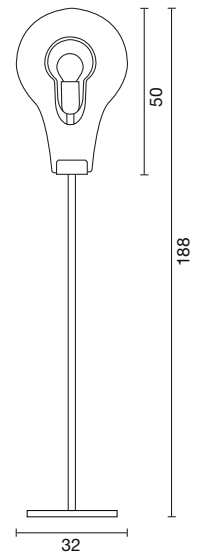
Montatura 002
Frame

CE    IP20

Art. 2748 Piantana
Floor Lamp



32x50cm.-H.188cm.
12"6x19"68-H.74"01
1x100W - E27  dimmer



Montatura 002
Frame

CE    IP20 Kg.8,5

Disponibile in / Available in

 011 bianco
white

 018 nero
black

 031 arancio
orange