


M30 LIGHT LINE

- RECESSED LUMINAIRE
- **m-SYSTEM**: CONTINUOUS LIGHT IN LENGTHS OF 1M, 2M, 3M OR 4M
- ARCHITECTURAL LIGHT LINE WITH SATIN PC DIFFUSER
- INTEGRAL LOW VOLTAGE HIGH PERFORMANCE TRACK 4 X 4MM² FOR LED POWER SUPPLY (MAX 600W/24V)
- MINIMAL AMOUNT OF FEEDS FOR LONG RUNS
- EXTRUDED ALUMINIUM PROFILE
- WHITE FINISH

M30 LIGHT LINE WITH TRIM

M30 LIGHT LINE TRIMLESS

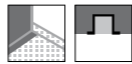
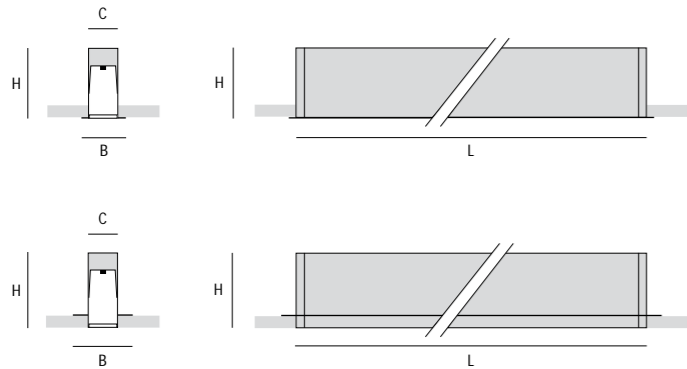


M30 LIGHT LINE WITH TRIM

	WHITE	L	B	H	C	W
White LED	SX 73031-356-1	1000	51	75	L x 38	1.2kg
Dynamic RGB LED	SX 73035-356-1	1000	51	75	L x 38	1.3kg

M30 LIGHT LINE TRIMLESS

	WHITE	L	B	H	C	W
White LED	SX 73231-356-1	1000	63	75	L x 38	1.2kg
Dynamic RGB LED	SX 73235-356-1	1000	63	75	L x 38	1.3kg



M30 ACCESSORIES

END FEED



SX 98-157-0 left
SX 98-152-0 right

STRAIGHT COUPLER ELECTRICAL + MECHANICAL



SX 98-153-0

END FLANGE



WHITE B
SX 98-110-1 11mm

END PLATE




WHITE ST
SX 98-111-1 2mm

DUMMY PROFILE



BLACK
SX 98-112-2 can be cut on site in increments of 333mm

PROFILE SNAP HANGER



SX 99-259-0 set of 6

SUSPENSION FOR M6 THREAD MOUNTING



SX 88-888-0

ELECTRONIC COMPONENTS

LIGHT CURTAIN		LIGHT LINE	
SX 98-150-0	Electronic converter 150W (max. 10m)	SX 98-150-0	Electronic converter 150W (max. 10m)
SX 98-155-0	RGB Sequencer with manual time control	SX 98-151-0	Electronic converter 300W (max. 20m)
SX 98-156-0	RGB Mixer		

B: Width · ST: Thickness

