




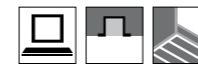

ASTRA

- RECESSED LUMINAIRE
- SATIN FINISH PARABOLIC LOUVRE
-  SUITABLE FOR VDU WORKSPACES (L<1000 CD/M² FOR GAMMA≥65° RADIALLY AROUND)
- EXTRUDED ALUMINIUM PROFILE
- SURROUNDING SILVER GLOSS ANODISED ALUMINIUM TRIM
- FLUSH RECESSED BY PARTLY SATINISED GLASS COVER

ASTRA M150

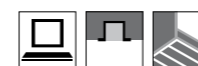


ASTRA M300



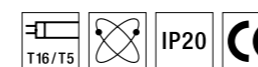
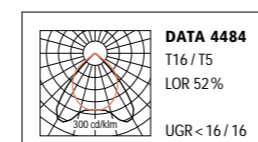
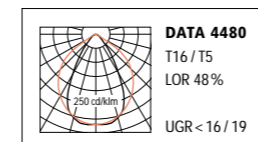
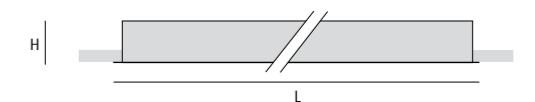
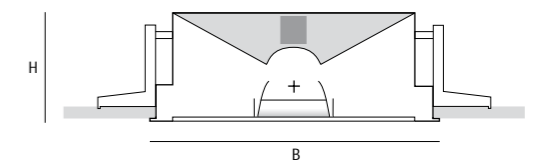
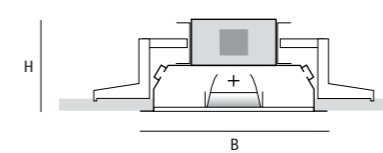
ASTRA M150

		WHITE	L	B	H	C	W	DATA
1 x 54W	single length	SX 779 011 154	1208	172	87	152 x 1190	4.3kg	4480
1 x 80W	single length	SX 779 011 180	1508	172	87	152 x 1490	5.8kg	4480
2 x 1 x 54W	double length	SX 779 021 154	2388	172	87	152 x 2370	9.1kg	4480
2 x 1 x 80W	double length	SX 779 021 180	2988	172	87	152 x 2970	12.4kg	4480



ASTRA M300

		ANODISED	L	B	H	C	W	DATA
1 x 54W	single length	SX 778 013 154	1222	322	130	300 x 1200	9.4kg	4484
1 x 80W	single length	SX 778 013 180	1522	322	130	300 x 1500	11.00kg	4484



L: Length · B: Width · H: Height · C: Ceiling cut-out · W: Weight · Dimmable versions: .../04 = 1-10V · .../05 = DSI · .../06 = DALI