

RAILWAY CASSETTE M200x90

- WALL OR CEILING MOUNTED LUMINAIRE
- DIRECT SYMMETRIC OR ASYMMETRIC LIGHT DISTRIBUTION
- WHITE LOUVRE
- EXTRUDED ALUMINIUM BODY
- VANDAL RESISTANT
- WHITE FINISH
- IP65

RAILWAY CASSETTE M200x90



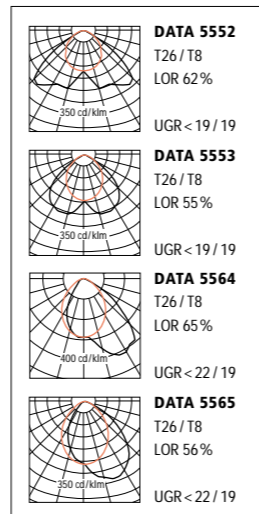
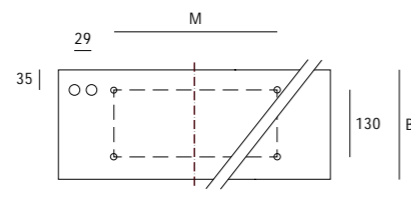
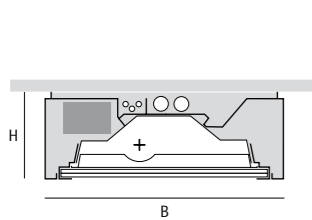
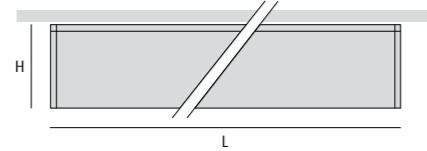
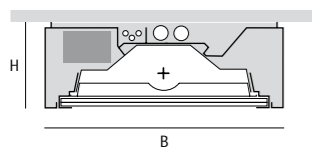
RAILWAY CASSETTE M200x90

	WHITE	L	B	H	M	W	DATA
1 x 36W	SX 531 011 132	1290	200	90	900	10.0kg	5552
2 x 36W	SX 531 011 232	1290	200	90	900	10.0kg	5553
1 x 58W	SX 531 011 150	1590	200	90	1200	11.5kg	5552
2 x 58W	SX 531 011 250	1590	200	90	1200	11.5kg	5553



RAILWAY CASSETTE M200x90 ASYMMETRIC

	WHITE	L	B	H	M	W	DATA
1 x 36W	SX 535 011 132	1290	200	90	900	10.0kg	5564
2 x 36W	SX 535 011 232	1290	200	90	900	10.0kg	5565
1 x 58W	SX 535 011 150	1590	200	90	1200	11.5kg	5564
2 x 58W	SX 535 011 250	1590	200	90	1200	11.5kg	5565



L: Length · B: Width · H: Height · M: Distance between fixation points · W: Weight

RAILWAY CASSETTE M200x90

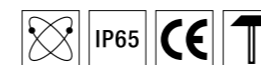
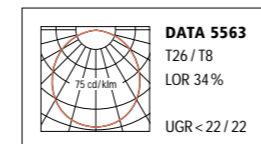
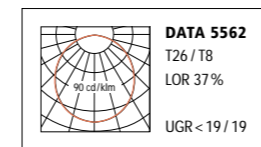
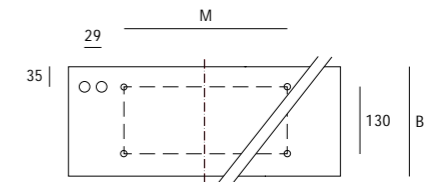
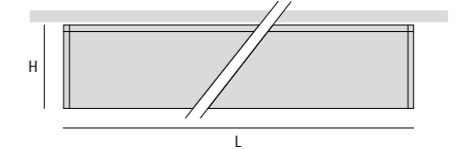
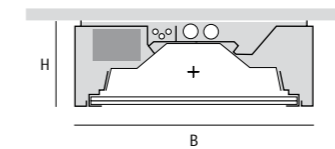
- WALL OR CEILING MOUNTED LUMINAIRE
- DIRECT
- OPAL PC DIFFUSER
- EXTRUDED ALUMINIUM BODY
- VANDAL RESISTANT
- WHITE FINISH
- IP65

RAILWAY CASSETT M200x90 OPAL PC DIFFUSER



RAILWAY CASSETTE M200x90 OPAL PC DIFFUSER

	WHITE	L	B	H	M	W	DATA
1 x 36W	SX 533 011 132	1290	200	90	900	10.0kg	5562
2 x 36W	SX 533 011 232	1290	200	90	900	10.0kg	5563
1 x 58W	SX 533 011 150	1590	200	90	1200	11.5kg	5562
2 x 58W	SX 533 011 250	1590	200	90	1200	11.5kg	5563



L: Length · B: Width · H: Height · M: Distance between fixation points · W: Weight