

# SYSTEM 90

- PENDANT LUMINAIRE
- **m**-SYSTEM: CUSTOMER SPECIFIES LENGTH OF MODULE
- DIRECT
- HIGH-GLOSS PARAVEX LOUVRE
- SATIN DIFFUSER
- CIRCULAR EXTRUDED ALUMINIUM BODY
- END CAPS OF DIE-CAST ALUMINIUM
- SILVER

## SYSTEM 90 PARAVEX

## SYSTEM 90 SATINÉ



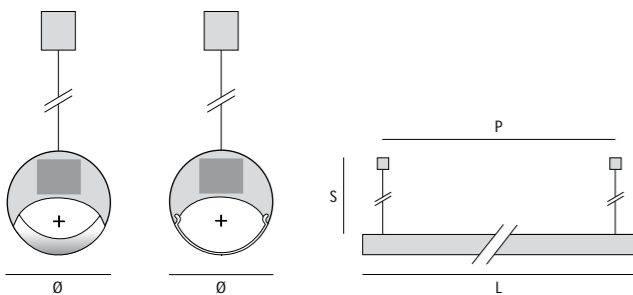
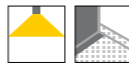
### SYSTEM 90 PARAVEX

	SILVER	Ø	L	P	W	DATA
1 x 58 / 36 / 18W	<b>m</b> -System	SX 09183-974-3	90	var.	var.	2.7kg/m 1021



### SYSTEM 90 SATINÉ

	SILVER	Ø	L	P	W	DATA
1 x 58 / 36 / 18W	<b>m</b> -System	SX 09183-976-3	90	var.	var.	2.7kg/m 1023



150 cd/km	DATA 1021
	T26 / T8
	LOR 47%
	Φ <sub>u</sub> 99%
	UGR < 16 / 22


120 cd/km	DATA 1023
	T26 / T8
	LOR 54%
	Φ <sub>u</sub> 96%
	UGR < 22 / 22



Ø: Diameter · L: Length · P: Distance between suspension points · W: Weight · Dimmable versions: .../04 = 1-10V · .../05 = DSI · .../06 = DALI  
For **m**-system end caps and suspensions have to be ordered separately – see page 061

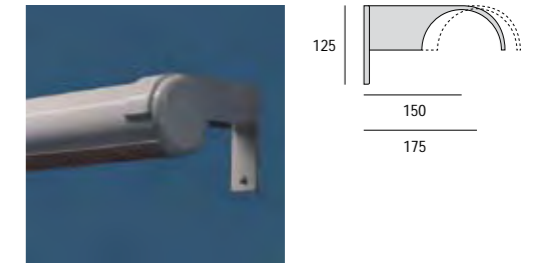
# SYSTEM 90 SYSTEM PARTS

## END CAP




SILVER	ST	Ø
SX 93-000-3	13	90

## WALL BRACKET



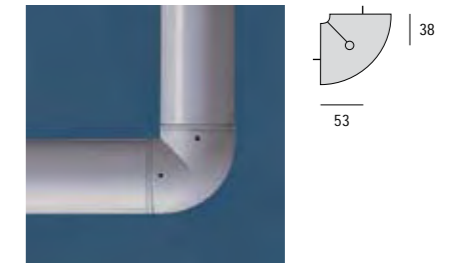
SILVER	
SX 99-004-3	with cableway

## WALL ATTACHMENT




SILVER
SX 99-044-3

## SHORT CORNER




SILVER
SX 99-045-3

## INTERMEDIATE COUPLER




SILVER	
SX 99-048-3	adjustable 90°–270°

## CEILING MOUNTING



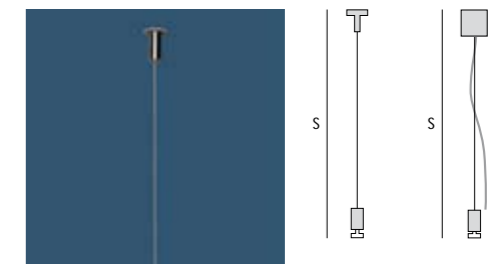
SILVER
SX 99-930-0

## PENDANT ROD



SILVER	Ø	H*
SX 99-820-3	10mm	600
SX 99-821-3	10mm	1200
SX 99-822-3	13mm	600
SX 99-823-3	13mm	1200

## WIRE SUSPENSION



SILVER		S*
SX 99-830-3	Wire suspension	1500
SX 99-831-3		3000
SX 99-824-3	with 3 core supply cable (3 x 0.75²)	1500
SX 99-825-3		3000
SX 99-826-3	with 5 core supply cable (5 x 1.5²)	1500
SX 99-827-3		3000

ST: Thickness · Ø: Diameter · H: Pendant rod length · S: Wire suspension length  
\* can be cut on site