


DOWNLIGHTS ROUND FOR COMPACT FLUORESCENT LAMPS

- HORIZONTAL LAMP POSITION
- SILVER CROSS LOUVRE
- SEPARATE ELECTRONIC BALLAST, DALI AVAILABLE ON REQUEST
- REFLECTOR MADE OF ANODISED ALUMINIUM
- ALUMINIUM DIE-CAST TRIM
- HIGH QUALITY PLASTIC DIE-CAST BODY
- WHITE FINISH

DOWNLIGHT CROSS LOUVRE

DOWNLIGHT CROSS LOUVRE WITH GROOVE



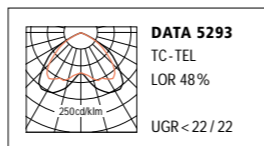
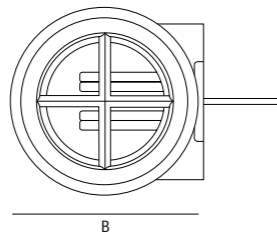
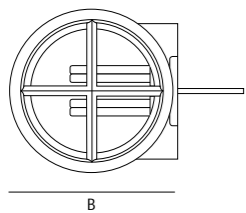
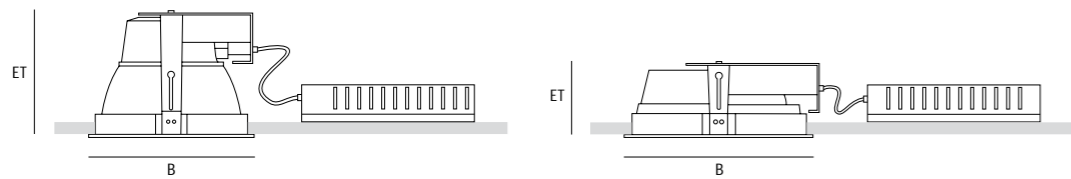
DOWNLIGHT CROSS LOUVRE

		WHITE	B	C	ET	W	DATA
2 x 26W	TC-TEL	SX 1304-01-1	230	220	99	1.2 kg	5282
2 x 26W	TC-TEL	SX 1410-01-1	258	248	99	1.4 kg	5293
2 x 32W	TC-TEL	SX 1305-01-1	230	220	99	1.2 kg	5283
2 x 32W	TC-TEL	SX 1411-01-1	258	248	99	1.4 kg	5294



DOWNLIGHT CROSS LOUVRE WITH CIRCULAR LIGHT GROOVE

		WHITE	B	C	ET	W	DATA
2 x 26W	TC-TEL	SX 1412-01-1	258	248	99	1.6 kg	5295
2 x 32W	TC-TEL	SX 1413-01-1	258	248	99	1.6 kg	5296



DOWNLIGHTS ROUND FOR COMPACT FLUORESCENT LAMPS

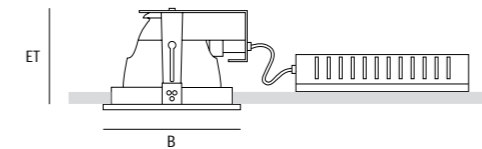
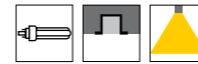
- HORIZONTAL LAMP POSITION
- SATIN GLASS DIFFUSER
- SEPARATE ELECTRONIC BALLAST, DALI AVAILABLE ON REQUEST
- REFLECTOR MADE OF ANODISED ALUMINIUM
- ALUMINIUM DIE-CAST TRIM
- HIGH QUALITY PLASTIC DIE-CAST BODY
- WHITE FINISH
- IP44

DOWNLIGHT GLASS IP44



DOWNLIGHT GLASS IP44

		WHITE	B	C	ET	W	DATA
1 x 26W	TC-TEL	SX 1262-01-1	192	145	145	1.4 kg	5266
2 x 26W	TC-TEL	SX 1306-01-1	225	205	156	1.6 kg	5284
1 x 32W	TC-TEL	SX 1263-01-1	192	145	145	1.4 kg	5267
2 x 32W	TC-TEL	SX 1307-01-1	225	205	156	1.6 kg	5285



B

ET

B: Outer diameter · C: Ceiling cut-out · ET: Installation depth · W: Weight without ballast · Photometrics on request

