

i-trac LINEAR TRACK LIGHTING

- LIGHT STRIP WITH CIRCULAR RADIATION FOR DISTINCT LIGHT LINES
- ASYMMETRIC WALLWASHER FOR UNIFORM WALL ILLUMINATION
- FOR EUTRAC 3 CIRCUIT TRACK WITH DATA BUS
- MULTIPLE WATTAGE DALI BALLAST, STANDARD ELECTRONIC BALLAST ON REQUEST
- ANODISED ALUMINIUM BODY, END CAPS MADE OF DIE-CAST ALUMINIUM
- MOUNTABLE AS CONTINUOUS RUN WITHOUT GAPS
- CONCEALED TRACK ADAPTORS
- SILVER, WHITE OR BLACK FINISH

i-trac BASE IntelligentTrackLighting™

i-trac WALL IntelligentTrackLighting™



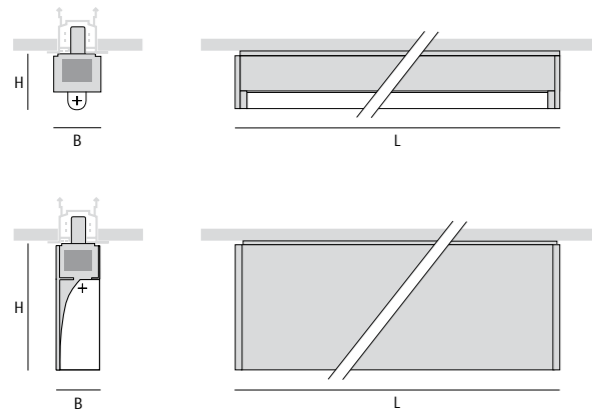
i-trac BASE

	SILVER	WHITE	BLACK	L	B	H	W	DATA
1 x 21 / 39W	SX 690 013 172/06	SX 690 011 172/06	SX 690 012 172/06	888	45	61	1.2kg	4900
1 x 28 / 54W	SX 690 013 173/06	SX 690 011 173/06	SX 690 012 173/06	1188	45	61	1.5kg	4900
1 x 35 / 49 / 80W	SX 690 013 174/06	SX 690 011 174/06	SX 690 012 174/06	1488	45	61	1.8kg	4900



i-trac WALL

	SILVER	WHITE	BLACK	L	B	H	W	DATA
1 x 21 / 39W	SX 694 013 172/06	SX 694 011 172/06	SX 694 012 172/06	888	43	133	2.0kg	4902
1 x 28 / 54W	SX 694 013 173/06	SX 694 011 173/06	SX 694 012 173/06	1188	43	133	2.3kg	4902
1 x 35 / 49 / 80W	SX 694 013 174/06	SX 694 011 174/06	SX 694 012 174/06	1488	43	133	2.6kg	4902



DATA 4900
T16 / T5
LOR 84%
Φ _u 70%
UGR < 31 / 25

DATA 4902
T16 / T5
LOR 82%
Φ _u 90%
UGR < 25 / 22



i-trac LINEAR TRACK LIGHTING

- SYMMETRIC NARROW OR WIDE BEAM
- BARE LAMP FOR DISTINCT LIGHT LINES
- SATIN DIFFUSER FOR SOFT ILLUMINATION OF WALLS AND INCLINED SURFACES
- FOR EUTRAC 3 CIRCUIT TRACK WITH DATA BUS
- MULTIPLE WATTAGE DALI BALLAST, STANDARD ELECTRONIC BALLAST ON REQUEST
- PARABOLIC SHAPED EXTRUDED ALUMINIUM PROFILE, END CAPS MADE OF DIE-CAST ALUMINIUM
- MOUNTABLE AS CONTINUOUS RUN WITHOUT GAPS
- CONCEALED TRACK ADAPTORS
- TILTS LONGITUDINALLY +/-45°
- SILVER, WHITE OR BLACK FINISH

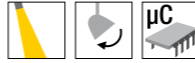
i-trac PARABOL IntelligentTrackLighting™

i-trac SOFT IntelligentTrackLighting™



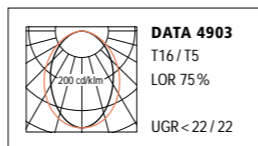
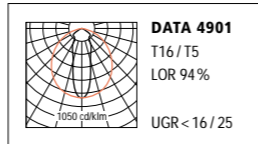
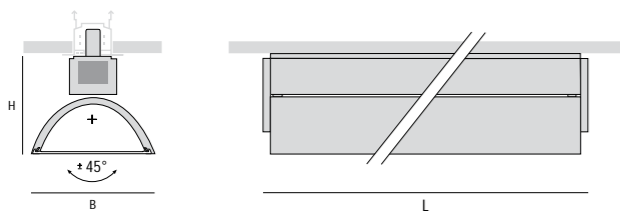
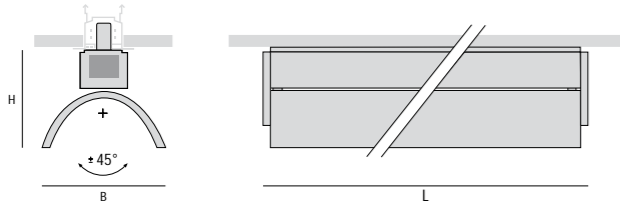
i-trac PARABOL

	SILVER	WHITE	BLACK	L	B	H	W	DATA
1 x 21 / 39W	SX 691 013 172/06	SX 691 011 172/06	SX 691 012 172/06	888	120	95	2.2kg	4901
1 x 28 / 54W	SX 691 013 173/06	SX 691 011 173/06	SX 691 012 173/06	1188	120	95	2.6kg	4901
1 x 35 / 49 / 80W	SX 691 013 174/06	SX 691 011 174/06	SX 691 012 174/06	1488	120	95	3.0kg	4901



i-trac SOFT

	SILVER	WHITE	BLACK	L	B	H	W	DATA
1 x 21 / 39W	SX 692 013 172/06	SX 692 011 172/06	SX 692 012 172/06	888	120	95	2.2kg	4903
1 x 28 / 54W	SX 692 013 173/06	SX 692 011 173/06	SX 692 012 173/06	1188	120	95	2.6kg	4903
1 x 35 / 49 / 80W	SX 692 013 174/06	SX 692 011 174/06	SX 692 012 174/06	1488	120	95	3.0kg	4903



L: Length · B: Width · H: Height · W: Weight

i-trac LINEAR TRACK LIGHTING

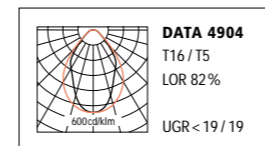
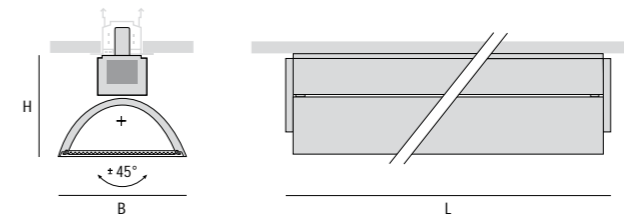
- SYMMETRIC MEDIUM WIDE BEAM
- MICROPRISMATIC MULTILAYER DIFFUSER FOR HIGHLY ADVANCED ANTI-GLARE CHARACTERISTICS
- FOR EUTRAC 3 CIRCUIT TRACK WITH DATA BUS
- MULTIPLE WATTAGE DALI BALLAST, STANDARD ELECTRONIC BALLAST ON REQUEST
- PARABOLIC SHAPED EXTRUDED ALUMINIUM PROFILE, END CAPS MADE OF DIE-CAST ALUMINIUM
- MOUNTABLE AS CONTINUOUS RUN WITHOUT GAPS
- CONCEALED TRACK ADAPTORS
- TILTS LONGITUDINALLY +/-45°
- SILVER, WHITE OR BLACK FINISH

i-trac PRISMA IntelligentTrackLighting™



i-trac PRISMA

	SILVER	WHITE	BLACK	L	B	H	W	DATA
1 x 21 / 39W	SX 693 013 172/06	SX 693 011 172/06	SX 693 012 172/06	888	120	95	2.2kg	4904
1 x 28 / 54W	SX 693 013 173/06	SX 693 011 173/06	SX 693 012 173/06	1188	120	95	2.6kg	4904
1 x 35 / 49 / 80W	SX 693 013 174/06	SX 693 011 174/06	SX 693 012 174/06	1488	120	95	3.0kg	4904



L: Length · B: Width · H: Height · W: Weight