

SATINLIGHTS® 300

- WALL AND CEILING MOUNTED LUMINAIRE
- DIRECT COMPLEMENTED BY INDIRECT AURA
- SATIN ACRYLIC DIFFUSER
- ALUMINIUM BODY
- SILVER FINISH

SATINLIGHTS® 300 ROUND

SATINLIGHTS® 300 SQUARE



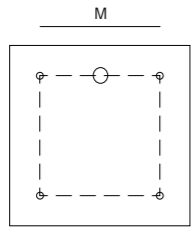
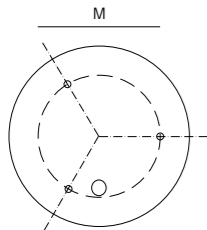
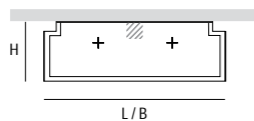
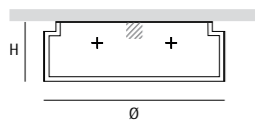
SATINLIGHTS® 300 ROUND

		SILVER	Ø	H	M (Ø)	W	DATA
2 x 18W	TC-L	SX 100-768-3	310	100	210	2.7kg	5573



SATINLIGHTS® 300 SQUARE

		SILVER	L	B	H	M	W	DATA
2 x 18W	TC-L	SX 100-764-3	300	300	100	200	2.9kg	5571



SATINLIGHTS® 465

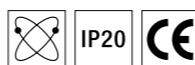
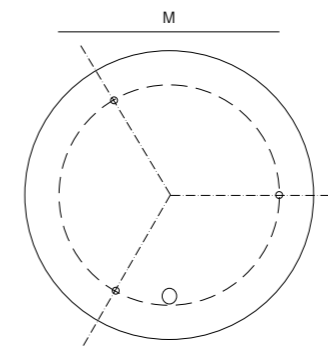
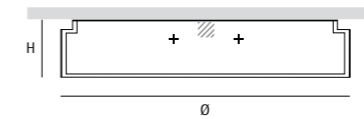
- WALL AND CEILING MOUNTED LUMINAIRE
- DIRECT COMPLEMENTED BY INDIRECT AURA
- SATIN DIFFUSER
- ALUMINIUM BODY
- SILVER FINISH

SATINLIGHTS® 465 ROUND



SATINLIGHTS® 465 ROUND

		SILVER	Ø	H	M (Ø)	W	DATA
2 x 36W	TC-F	SX 100-769-3	465	100	355	4.1kg	5586



Ø: Diameter · H: Height · W: Weight · Photometrics on request



SATINLIGHTS® 300

- WALL OR CEILING MOUNTED LUMINAIRE
- DIRECT COMPLEMENTED BY INDIRECT AURA
- SATIN DIFFUSER
- ALUMINIUM
- SILVER FINISH
- IP54

SATINLIGHTS® 300 ROUND



SATINLIGHTS® 300 CUBIC



SATINLIGHTS® 465 ROUND



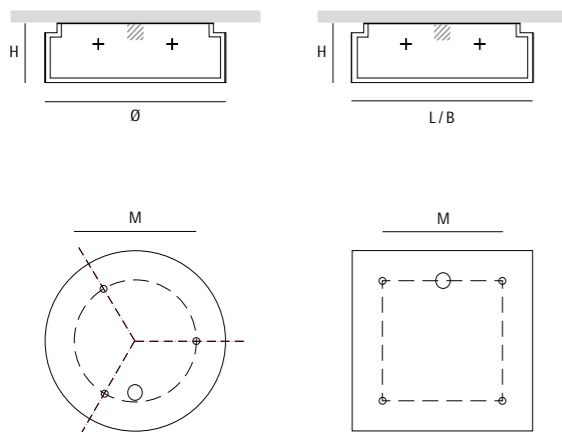
SATINLIGHTS® 300 ROUND

		SILVER	Ø	H	M (Ø)	W	DATA
2 x 18W	TC-L	SX 100-831-3	310	100	210	2.7kg	5573



SATINLIGHTS® 300 CUBIC

		SILVER	L	B	H	M (Ø)	W	DATA
2 x 18W	TC-L	SX 100-833-3	300	300	100	200	2.9kg	5571



SATINLIGHTS® 465 ROUND

		SILVER	Ø	H	M (Ø)	W	DATA
2 x 36W	TC-F	SX 100-832-3	465	100	355	4.1kg	5586

