




## SPHERE SEGMENT 200/300

- WALL OR CEILING MOUNTED LUMINAIRE
- DIRECT
- OPAL PC DIFFUSER
- ENCLOSED DIE-CAST ALUMINIUM BODY
- SILVER FINISH
- IP65

### SPHERE SEGMENT 200



### SPHERE SEGMENT 300



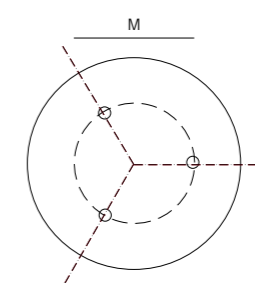
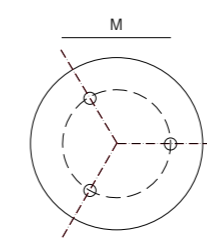
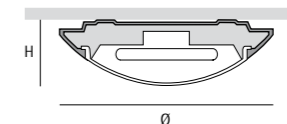
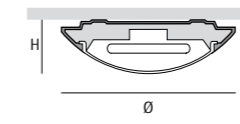
#### SPHERE SEGMENT 200

|         |       | SILVER              | Ø   | H  | M (Ø) | W     | DATA |
|---------|-------|---------------------|-----|----|-------|-------|------|
| 1 x 10W | TC-DD | <b>SX 100-906-3</b> | 200 | 85 | 125   | 1.2kg | 5526 |



#### SPHERE SEGMENT 300

|            |       | SILVER              | Ø   | H  | M (Ø) | W     | DATA |
|------------|-------|---------------------|-----|----|-------|-------|------|
| 1 x 16/21W | TC-DD | <b>SX 100-903-3</b> | 300 | 91 | 170   | 2.6kg | 5517 |




Ø: Diameter · H: Height · M: Distance between fixation points · W: Weight · Photometrics on request

## SPHERE SEGMENT 400/600

- WALL AND CEILING MOUNTED LUMINAIRE
- DIRECT
- OPAL PC DIFFUSER
- ENCLOSED DIE-CAST ALUMINIUM BODY
- SILVER FINISH
- IP65

### SPHERE SEGMENT 400

### SPHERE SEGMENT 600



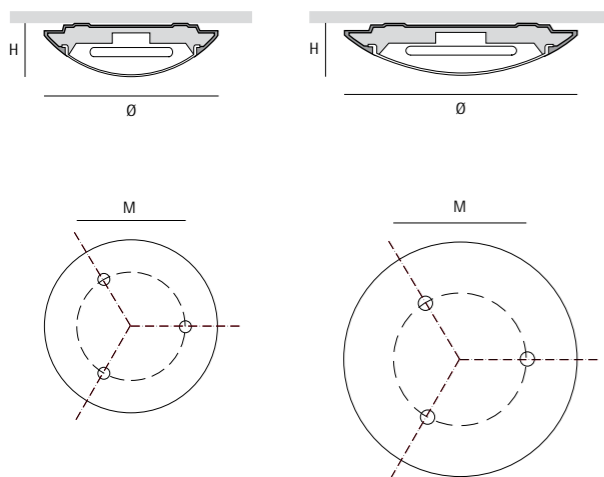
### SPHERE SEGMENT 400

|         |      | SILVER              | Ø   | H  | M (Ø) | W     | DATA |
|---------|------|---------------------|-----|----|-------|-------|------|
| 2 x 18W | TC-L | <b>SX 100-809-3</b> | 400 | 89 | 240   | 3.9kg | 5526 |



### SPHERE SEGMENT 600

|         |      | SILVER              | Ø   | H   | M (Ø) | W      | DATA |
|---------|------|---------------------|-----|-----|-------|--------|------|
| 3 x 24W | TC-F | <b>SX 100-908-3</b> | 600 | 115 | 400   | 11.0kg | 5527 |



Ø: Diameter · H: Height · M: Distance between fixation points · W: Weight · Photometrics on request

## SPHERE SEGMENT 900

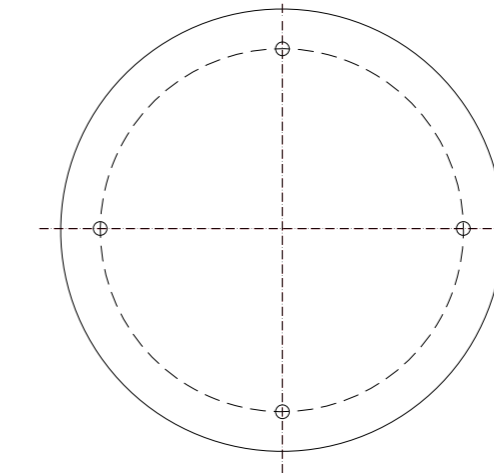
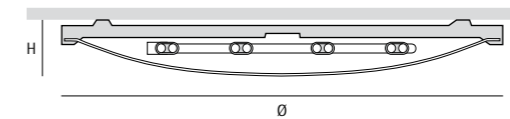
- WALL AND CEILING MOUNTED LUMINAIRE
- DIRECT
- OPAL PC DIFFUSER
- ENCLOSED ALUMINIUM BODY
- SILVER FINISH
- IP65

### SPHERE SEGMENT 900



### SPHERE SEGMENT 900

|         |      | SILVER              | Ø   | H   | M (Ø) | W      | DATA |
|---------|------|---------------------|-----|-----|-------|--------|------|
| 5 x 36W | TC-L | <b>SX 100-910-3</b> | 900 | 154 | 800   | 16.0kg | 5541 |



Ø: Diameter · H: Height · M: Distance between fixation points · W: Weight · Photometrics on request