



neo

- WALL MOUNTED LUMINAIRE
- PRIMARILY DIRECT LIGHT DISTRIBUTION WITH FINELY BALANCED LATERAL AND INDIRECT PORTION
- MICROPRISM TECHNOLOGY ($L < 1000 \text{ CD/M}^2$ FOR $\text{GAMMA} \geq 65^\circ$ RADIALLY AROUND)
- BACKLIT OPAL GLASS WITH EVENLY ILLUMINATED COVERS
- LIGHT MANAGEMENT USING CONSTANT LUMINANCE TECHNOLOGY (CLT)
- LUMINAIRE BODY MADE OF SHARP-EDGED POLISHED ALUMINIUM PROFILE ENCLOSED BY FACET CUT FLUSH GLASS COVERS
- SILVER GLOSS POLISHED ALUMINIUM FINISH

neo PENDANT



see page 010

neo|PRISMA™ WALL MOUNTED LUMINAIRE



neo|OPAL® WALL MOUNTED LUMINAIRE



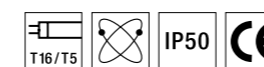
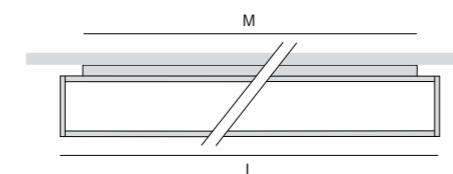
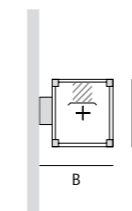
neo|PRISMA™ WALL MOUNTED LUMINAIRE

	POLISHED	L	B	H	M	W	DATA
1 x 28W	SX 737 214 128/08	1220	98	90	900	6.0kg	4202
1 x 35W	SX 737 214 135/08	1520	98	90	1000	8.0kg	4202



neo|OPAL® WALL MOUNTED LUMINAIRE

	POLISHED	L	B	H	M	W	DATA
1 x 28W	SX 736 214 128/08	1220	98	90	900	5.8kg	4207
1 x 35W	SX 736 214 135/08	1520	98	90	1000	7.8kg	4207



L: Length · B: Width · H: Height · M: Distance between fixation points · W: Weight · Alternative dimmable versions: .../04 = 1-10V · .../05 = DSI · .../06 = DALI
Photometrics on request