

CE F IP65

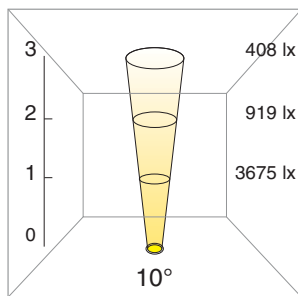


pag 588

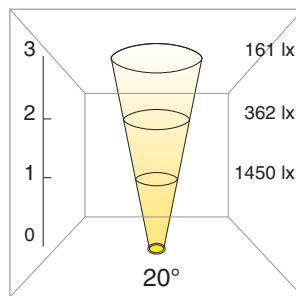
**Cassaforma inclusa (cod. A4 CF 90)**

Housing included  
Inklusives Gehäuse  
Contra caja incluida

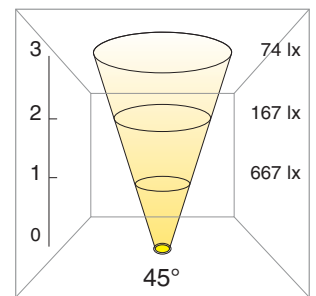
**L10**



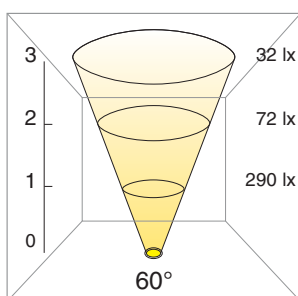
**L20**



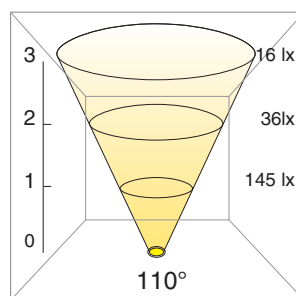
**L45**



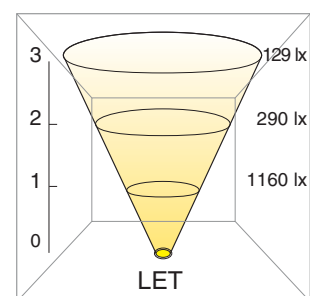
**LCT / LCS**



**LPT / LPS**



**LET**



# A4 L6 AD


Apparecchio orientabile da incasso a parete, terra o soffitto 3W. Alimentatore esterno. Corpo in pressofusione di alluminio verniciato in polveri poliestere.

Wall, floor or ceiling adjustable recessed appliance 3W. External power supply. Aluminium pressure die casting body painted with polyester powders.

Ausrichtbares Gerät für den Einbau in der Wand, in dem Fußboden oder in der Decke 3W. Äußeres Vorschaltgerät. Körper aus Aluminiumspritzguss mit Polyesterlacken lackiert.

Luminaria orientable para empotrar de pared, de suelo o de techo 3W. Alimentador exterior. Cuerpo de aluminio inyectado fundido a presión pintado en polvo poliéster.

**Apparecchi ad incasso a LED**  
LED recessed appliances  
Einbaugeräte mit LED  
Luminarias para empotrar de LED



# A4 L6 AD

**Potenza assorbita**  
Absorbed power  
Leistungsaufnahme  
Potencia absorbida

**2,8W**

**Corrente di alimentazione**  
Supply current  
Stromspannung  
Corriente de alimentación

**700 mA**  
costante  
constant  
konstant  
constant

**Vita media / ore**  
Average life / hours  
Lebensdauer / Stunden  
Vida media / horas

**80.000**

**Flusso luminoso**  
Luminous flux  
Lichtstrom  
Flujo luminoso

**BI** 192 lm  
**W** 144 lm

**Temperatura di colore**  
Colour temperature  
Farbetemperatur  
Temperatura de color

**BI** 5.500 K  
**W** 3.000 K

**Grado di protezione**  
Protection degree  
Schutzgrad  
Grado de protección

**IP65**

**Temperatura di esercizio**  
Operating temperature  
Betriebstemperatur  
Temperatura de ejercicio

**- 40° C + 50° C**

**Classe di isolamento**  
Insulation class  
Schutzklasse  
Clase de aislamiento

**III**

**Angolo di emissione**  
Emission angle  
Emissionswinkel  
Ángulo de emisión

**L10** 10°  
**L20** 20°  
**L45** 45°  
**LCT/LCS** 60°  
**LPT/LPS** 110°  
**LET** elliptic

**Alimentatori disponibili**  
Available power supplies  
Erhältliche Vorschaltgeräte  
Alimentadores disponibles

**A4A2-7** max 7  
**Apparecchi** Appliances  
Geräte  
Luminarias

**A4A2-9** max 9  
**Apparecchi** Appliances  
Geräte  
Luminarias

**Dimmer disponibili**  
Available dimmers  
Erhältliche Dimmer  
Dimmer disponibles

**A4A2-D25** max 8  
**Apparecchi** Appliances  
Geräte  
Luminarias

**A4A11-JP** DMX max 48  
**Apparecchi** Appliances  
Geräte  
Luminarias

**Finitura**  
Finishing  
Ausführung  
Acabado



**I**  
Acciaio inox  
Stainless steel  
Edelstahl  
Acero inoxidable

**Colori LED**  
LED colours  
LED Farben  
Colores LED



**BI**  
Bianco  
White  
Weiss  
Blanco



**W**  
Warm  
Warm  
Warm  
Warm

9