

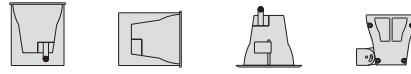
LINE LED series

- Corpo in alluminio estruso 6060 T5.
- Terminali di chiusura in alluminio pressofuso ENAB46100.
- Controcassa in alluminio estruso 6060T5.
- Verniciatura a polveri di poliestere certificate Qualicoat previo trattamento di sabbiatura e passivazione esente da cromo.
- Diffusore in vetro temperato.
- Viti di chiusura in acciaio inox A4.
- Guarnizioni in Epdm.
- Lampada esclusa.
- IP67, resistenza all'urto IK 08 (versione con anello inox IK09).
- Isolamento in Classe II.
- Omologazione CE.

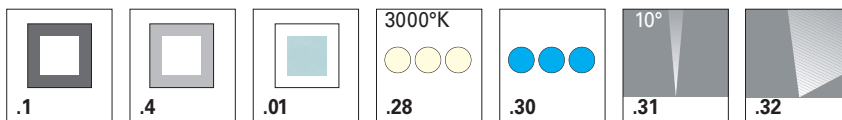
- *Extruded aluminium body 6060 T5.*
- *Closing terminal in die-cast aluminium ENAB46100.*
- *Junction box in extruded aluminium 6060 T5.*
- *Painted with polyester powders certified Qualicoat previous treatment of sandblast process and hexavalent chrome free passivation.*
- *Tempered glass diffuser.*
- *Closing screws in stainless steel A4.*
- *Epdm rubber gaskets.*
- *Lamp not included.*
- *IP67, IK08 shock resistance (inox ring version Ik09).*
- *Class II insulation.*
- *CE omologations.*

- *Structure en aluminium extrudé 6060 T5.*
- *Fermeture en aluminium injecté EN AB46100.*
- *Boîtier d'encastrement en aluminium extrudé 6060 T5.*
- *Peinture avec poudres polyester certifié Qualicoat avec traitement de sablage et de passivation sans chrome.*
- *Diffuseur en verre trempé.*
- *Joints en Epdm.*
- *Lampe pas inclus.*
- *IP67 protection, IK08 résistance aux chocs; IK09, résistance aux chocs pour version avec anneau en acier inox.*
- *Classe II.*
- *Certification CE.*

Line series



Specifiche - Specifications - Spécifiques

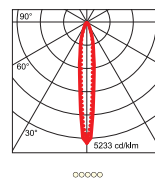


- .1 Antracite - Anthracite
- .4 Grigio Ral 9006 - Grey ral 9006 - Gris Ral 9006
- .01 Vetro sabbato - Frosted glass - Verre sablé
- .28 Led bianco caldo - Warm white led - Led blanc chaud
- .30 Led blu - Blue led - Led bleu
- .31 Fascio stretto 10° - Narrow beam 10° - Faisceau étroit 10°
- .32 Fascio ellittico - Elliptical beam - Faisceau elliptique



F4000 5 led (6w)
 220/240w (302 lumen 4000°K)
 Ra 75
 • Vetro trasparente
Transparent glass
Verre clair
 • Alimentatore incluso
Power supply included
Alimentateur inclus

H (mt)	E (LUX)	25° (mt)
1	771	0,24
2	193	0,48
3	86	0,734
48		0,97
5	31	1,21



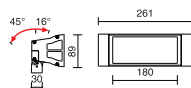
C.I.E. 82 95 99 100 100



IP67

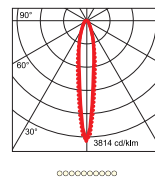


Ik08



F4001 10 led (12w)
 220/240w (640 lumen 4000°K)
 Ra 75
 • Vetro trasparente
Transparent glass
Verre clair
 • Alimentatore incluso
Power supply included
Alimentateur inclus

H (mt)	E (LUX)	25° (mt)
1	1195	0,23
2	299	0,47
3	133	0,70
4	75	0,94
5	48	1,17



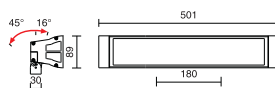
C.I.E. 79 94 99 100 100



IP67



Ik08



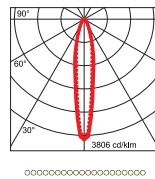
F.4010 20 led (24w)

220/240w (1310 lumen 4000°K)
Ra 75

- Vetro trasparente
Transparent glass
Verre clair
- Alimentatore incluso
Power supply included
Alimentateur inclus

H	E	25°
(mt)	(LUX)	(mt)
1	2404	0,31
2	601	0,62
3	267	0,93
4	150	1,24
5	96	1,55

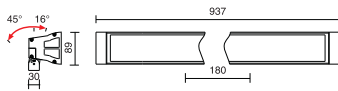
C.I.E. 81 94 99 100 100



IP67



Ik08



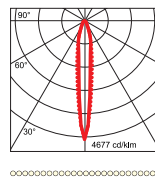
F.4011 25 led (30W)

220/240w (1650 lumen 4000°K)
Ra 75

- Vetro trasparente
Transparent glass
Verre clair
- Alimentatore incluso
Power supply included
Alimentateur inclus

H	E	25°
(mt)	(LUX)	(mt)
1	3789	0,34
2	947	0,67
3	421	0,99
4	237	1,31
5	152	1,61

C.I.E. 81 94 99 100 100



IP67



Ik08

