

DL 4050 Dbase

Lampada alogenuri metallici
Metal halide lamp

	599.4050.1.85.00.1	HIT-CE	G12	1 x 35 W	BI/WH
	599.4050.1.85.00.2	HIT-CE	G12	1 x 35 W	NE/BK
	599.4050.1.85.00.3	HIT-CE	G12	1 x 35 W	GI/GR
	599.4050.1.85.00.4	HIT-CE	G12	1 x 35 W	AN/AN
	599.4050.1.85.00.0	HIT-CE	G12	1 x 35 W	AR/SI

DL 4050 Dbase

Lampada alogenuri metallici
Metal halide lamp

	599.4050.1.86.00.1	HIT-CE	G12	1 x 70 W	BI/WH
	599.4050.1.86.00.2	HIT-CE	G12	1 x 70 W	NE/BK
	599.4050.1.86.00.3	HIT-CE	G12	1 x 70 W	GI/GR
	599.4050.1.86.00.4	HIT-CE	G12	1 x 70 W	AN/AN
	599.4050.1.86.00.0	HIT-CE	G12	1 x 70 W	AR/SI

DL 4050 Dbase

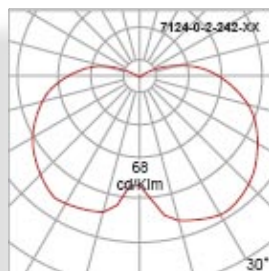
Lampada fluorescente compatta
Compact fluorescent lamp

	599.4050.1.46.00.1	TC-D	G24-d3	1 x 26 W	BI/WH
	599.4050.1.46.00.2	TC-D	G24-d3	1 x 26 W	NE/BK
	599.4050.1.46.00.3	TC-D	G24-d3	1 x 26 W	GI/GR
	599.4050.1.46.00.4	TC-D	G24-d3	1 x 26 W	AN/AN
	599.4050.1.46.00.0	TC-D	G24-d3	1 x 26 W	AR/SI

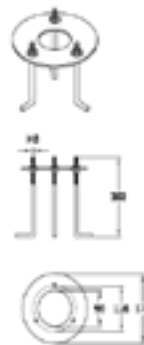
DL 4050 Dbase

Lampada alogena
Halogen Lam

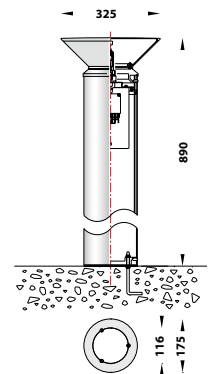
	599.4050.1.24.00.1	QT32	E27	1 x 100 W	BI/WH
	599.4050.1.24.00.2	QT32	E27	1 x 100 W	NE/BK
	599.4050.1.24.00.3	QT32	E27	1 x 100 W	GI/GR
	599.4050.1.24.00.4	QT32	E27	1 x 100 W	AN/AN
	599.4050.1.24.00.0	QT32	E27	1 x 100 W	AR/SI



QT32 E27 100W



599.9030.A.00.00.Z
Base di ancoraggio
Anchor bolt kit



CORPO IN ALLUMINIO ESTRUSO S6063
COPERCHI E BASE DI FISSAGGIO IN PRESSOFUSIONE DI ALLUMINIO ADC12 VERNICIATO A POLVERE CON PRETRATTAMENTO SPECIALE PER ESTERNI
DIFFUSORE IN POLICARBONATO AUTOESTINGUENTE STABILIZZATO UV
RIFLETTORE IN ALLUMINIO PURISSIMO
VITERIA IN ACCIAIO INOX
GUARNIZIONI IN GOMMA SILICONICA. TEMPERATURA DI SERVIZIO -40° +250°C

BODY IN CORROSION RESISTANT EXTRUSION ALUMINIUM S6063
COVERS AND WALL BRACKET IN HIGH-PRESSURE DIE-CAST ALUMINIUM ADC12 ALLOY
POWDER COATED WITH PRETREATMENT FOR OUTDOOR USE
SELF-EXTINGUISHING IMPACT RESISTANT POLYCARBONATE DIFFUSER WITH UV STABILIZED ADDITIVE
HIGH PURITY ALUMINIUM REFLECTOR
STAINLESS STEEL SCREWS
WEATHER PROOF AND DURABLE SILICONE GASKET. SERVICE TEMPERATURE -40° +250°C