



DL 4010 Extra

Lampada alogenuri metallici
Metal halide lamp

	599.4010.1.71.00.1	HIE-CE E27	1 x 70 W	BI/WH
	599.4010.1.71.00.2	HIE-CE E27	1 x 70 W	NE/BK
	599.4010.1.71.00.3	HIE-CE E27	1 x 70 W	GI/GR
	599.4010.1.71.00.4	HIE-CE E27	1 x 70 W	AN/AN
	599.4010.1.71.00.0	HIE-CE E27	1 x 70 W	AR/SI


DL 4010 Extra

Lampada alogenuri metallici
Metal halide lamp

	599.4010.1.86.00.1	HIT-CE G12	1 x 70 W	BI/WH
	599.4010.1.86.00.2	HIT-CE G12	1 x 70 W	NE/BK
	599.4010.1.86.00.3	HIT-CE G12	1 x 70 W	GI/GR
	599.4010.1.86.00.4	HIT-CE G12	1 x 70 W	AN/AN
	599.4010.1.86.00.0	HIT-CE G12	1 x 70 W	AR/SI


DL 4010 Extra

Lampada sodio alta pressione
High pressure sodium lamp

	599.4010.1.59.00.1	HSE-I E27	1 x 70 W	BI/WH
	599.4010.1.59.00.2	HSE-I E27	1 x 70 W	NE/BK
	599.4010.1.59.00.3	HSE-I E27	1 x 70 W	GI/GR
	599.4010.1.59.00.4	HSE-I E27	1 x 70 W	AN/AN
	599.4010.1.59.00.0	HSE-I E27	1 x 70 W	AR/SI


DL 4010 Extra

Lampada fluorescente compatta
Compact fluorescent lamp

	599.4010.1.46.00.1	TC-D G24-d3	1 x 26 W	BI/WH
	599.4010.1.46.00.2	TC-D G24-d3	1 x 26 W	NE/BK
	599.4010.1.46.00.3	TC-D G24-d3	1 x 26 W	GI/GR
	599.4010.1.46.00.4	TC-D G24-d3	1 x 26 W	AN/AN
	599.4010.1.46.00.0	TC-D G24-d3	1 x 26 W	AR/SI


DL 4010 Extra

Lampada fluorescente compatta
Compact fluorescent lamp

	599.4010.1.52.00.1	TC-TEL GX24-q4	1 x 42 W	BI/WH
	599.4010.1.52.00.2	TC-TEL GX24-q4	1 x 42 W	NE/BK
	599.4010.1.52.00.3	TC-TEL GX24-q4	1 x 42 W	GI/GR
	599.4010.1.52.00.4	TC-TEL GX24-q4	1 x 42 W	AN/AN
	599.4010.1.52.00.0	TC-TEL GX24-q4	1 x 42 W	AR/SI


DL 4010 Extra

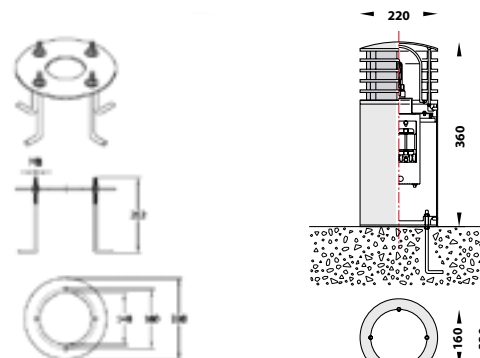
Lampada fluorescente compatta
Compact fluorescent lamp

	599.4010.1.54.00.1	TC-TSE E27	1 x 23 W	BI/WH
	599.4010.1.54.00.2	TC-TSE E27	1 x 23 W	NE/BK
	599.4010.1.54.00.3	TC-TSE E27	1 x 23 W	GI/GR
	599.4010.1.54.00.4	TC-TSE E27	1 x 23 W	AN/AN
	599.4010.1.54.00.0	TC-TSE E27	1 x 23 W	AR/SI

DL 4010 Extra

Lampada alogena
Halogen Lamp

	599.4010.1.24.00.1	QT32 E27	1 x 100 W	BI/WH
	599.4010.1.24.00.2	QT32 E27	1 x 100 W	NE/BK
	599.4010.1.24.00.3	QT32 E27	1 x 100 W	GI/GR
	599.4010.1.24.00.4	QT32 E27	1 x 100 W	AN/AN
	599.4010.1.24.00.0	QT32 E27	1 x 100 W	AR/SI



599.9031.A.00.00.Z
Base di ancoraggio
Anchor bolt kit



CORPO IN ALLUMINIO ESTRUSO S6063
COPERCHI E BASE DI FISSAGGIO IN PRESSOFUSIONE DI ALLUMINIO ADC12 VERNICIATO A
POLVERE CON PRETRATTAMENTO SPECIALE PER ESTERNI
DIFFUSORE IN POLICARBONATO AUTOESTINGUENTE STABILIZZATO UV
SELF-EXTINGUISHING IMPACT RESISTANT POLYCARBONATE DIFFUSER WITH UV STABILIZED
ADDITIVE.
VITERIA IN ACCIAIO INOX
GUARNIZIONI IN GOMMA SILICONICA. TEMPERATURA DI SERVIZIO -40° +250°C

BODY IN CORROSION RESISTANT EXTRUSION ALUMINIUM S6063
COVERS AND WALL BRACKET IN HIGH-PRESSURE DIE-CAST ALUMINIUM ADC12 ALLOY
POWDER COATED WITH PRETREATMENT FOR OUTDOOR USE
STAINLESS STEEL SCREWS
WEATHER PROOF AND DURABLE SILICONE GASKET. SERVICE TEMPERATURE -40° +250°C