



DL 3210 Desmo

Lampada fluorescente compatta
Compact fluorescent Lamp

	599.3210.1.46.00.1	TC-D	G24-d3	1 x 26 W	BI/WH
	599.3210.1.46.00.2	TC-D	G24-d3	1 x 26 W	NE/BK
	599.3210.1.46.00.3	TC-D	G24-d3	1 x 26 W	GI/GR
	599.3210.1.46.00.4	TC-D	G24-d3	1 x 26 W	AN/AN
	599.3210.1.46.00.0	TC-D	G24-d3	1 x 26 W	AR/SI


DL 3210 Desmo

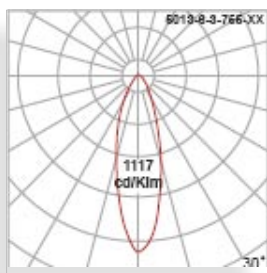
Lampada fluorescente compatta
Compact fluorescent Lamp

	599.3210.1.52.00.1	TC-TEL	GX24-q4	1 x 42 W	BI/WH
	599.3210.1.52.00.2	TC-TEL	GX24-q4	1 x 42 W	NE/BK
	599.3210.1.52.00.3	TC-TEL	GX24-q4	1 x 42 W	GI/GR
	599.3210.1.52.00.4	TC-TEL	GX24-q4	1 x 42 W	AN/AN
	599.3210.1.52.00.0	TC-TEL	GX24-q4	1 x 42 W	AR/SI

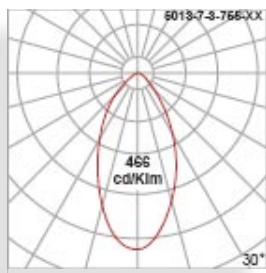
DL 3210 Desmo

Lampada alogenuri metallici STANDARD FASCIO MEDIO
Metal halide lamp STANDARD MEDIUM BEAM

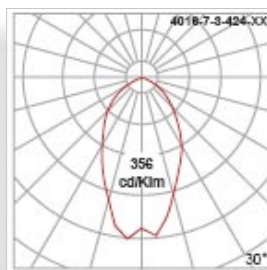
	599.3210.1.86.00.1	HIT-CE	G12	1 x 70 W	BI/WH
	599.3210.1.86.00.2	HIT-CE	G12	1 x 70 W	NE/BK
	599.3210.1.86.00.3	HIT-CE	G12	1 x 70 W	GI/GR
	599.3210.1.86.00.4	HIT-CE	G12	1 x 70 W	AN/AN
	599.3210.1.86.00.0	HIT-CE	G12	1 x 70 W	AR/SI



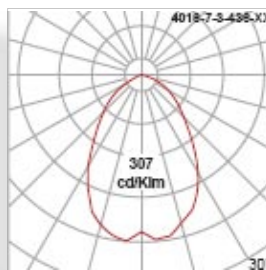
HIT-CE G12 2x70 W
STANDARD MEDIUM BEAM



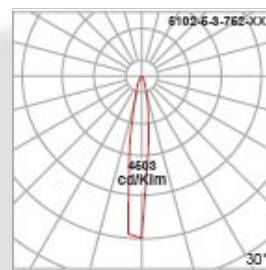
HIT-CE G12 2x70 W
WIDE BEAM



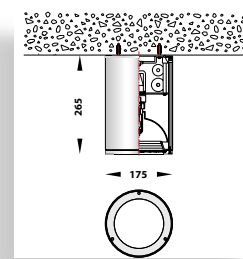
TC-D G24d-3 26W



TC-TEL Gx24q-4 42W



HIT-CE G12 2x70 W
NARROW BEAM



CORPO IN ALLUMINIO ESTRUSO S6063
COPERCHI E BASE DI FISSAGGIO IN PRESSOFUSIONE DI ALLUMINIO ADC12 VERNICIATO A POLVERE CON PRETRATTAMENTO SPECIALE PER ESTERNI
VETRO DI PROTEZIONE TEMPERATO
RIFLETTORE IN ALLUMINIO PURISSIMO
VITERIA IN ACCIAIO INOX
GUARNIZIONI IN GOMMA SILICONICA. TEMPERATURA DI SERVIZIO -40° +250°C

BODY IN CORROSION RESISTANT EXTRUSION ALUMINIUM S6063
COVERS AND CEILING BRACKET IN HIGH-PRESSURE DIE-CAST ALUMINIUM ADC12 ALLOY POWDER COATED WITH PRETREATMENT FOR OUTDOOR USE
HIGH PURITY ALUMINIUM REFLECTOR
STAINLESS STEEL SCREWS
WEATHER PROOF AND DURABLE SILICONE GASKET. SERVICE TEMPERATURE -40° +250°C