



Energy Efficient Fixed Wall Light

AVAILABLE FINISHES

- 4mm machined Aluminum - Black UV stabilized powder coat
- 4mm machined 316 Stainless Steel

LAMP OPTIONS

230-240 volt GU10 max. 11 watt CFL

CODES

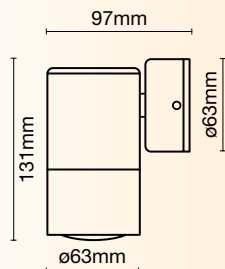
- Black - LD617BL
- 316 Stainless Steel - LD617SS

GU10 LAMP HOLDER

Double insulated ceramic 250 degree rated lamp holder

LENS

Tempered glass



Energy Efficient Adjustable Wall Light

AVAILABLE FINISHES

- 4mm machined Aluminum - Black UV stabilized powder coat
- 4mm machined 316 Stainless Steel

LAMP OPTIONS

230-240 volt GU10 max. 11 watt CFL

CODES

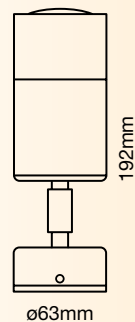
- Black - LD616BL
- 316 Stainless Steel - LD616SS

GU10 LAMP HOLDER

Double insulated ceramic 250 degree rated lamp holder

LENS

Tempered glass



Energy Efficient Up/down Wall Light

AVAILABLE FINISHES

- 4mm machined Aluminum - Black UV stabilized powder coat
- 4mm machined 316 Stainless Steel

LAMP OPTIONS

230-240 volt GU10 max. 11 watt CFL

CODES

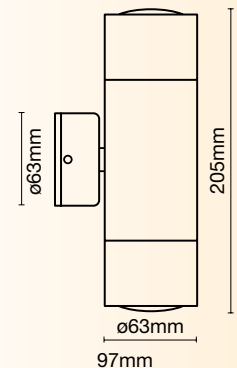
- Black - LD615BL
- 316 Stainless Steel - LD615SS

GU10 LAMP HOLDER

Double insulated ceramic 250 degree rated lamp holder

LENS

Tempered glass



ENERGY EFFICIENT RANGE WARRANTY

- Powder coated aluminum - 5 Years
- 316 Stainless Steel - 10 Years