






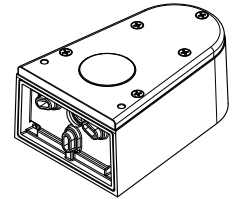
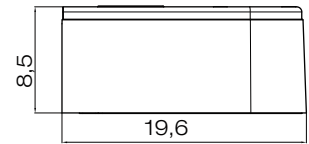
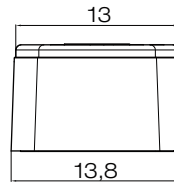
■ **dolby**
pagg. 50-51
project by Moretti Luce - IT

art.
455


design **Ufficio Tecnico Landa**




455



corpo **alluminio pressofuso**
body **in die casting aluminium**
corps **en aluminium moulé**
sous pression
cuerpo **aluminio inyectado**
Körper **aus Aluminium-Druckguss**



down light
or up light



COLOURS

nhg all ngr

Art.	Beam Angle	W	V	Type	LUX at 1mt
455LS12X1	12°	12	240	6000°K 780LM	4500
455LS12X1H	12°	12	240	3500°K 660LM	3800
455LL12X1	40°	12	240	6000°K 780LM	1200
455LL12X1H	40°	12	240	3500°K 660LM	1020

diffusore **vetro e PMMA trasparente**
diffuser **glass and PMMA transparent**
diffuser **verre et PMMA transparent**
difusor **vidrio y PMMA transparente**
Diffuser **Glas und PMMA klar**




455



455



up and
down light



COLOURS

nhg all ngr

Art.	Beam Angle	W	V	Type	LUX at 1mt
455LS16X2	12°	12	240	6000°K 300LM	1540
		12	240	6000°K 780LM	4500
455LS16X2H	12°	12	240	3500°K 250LM	1300
		12	240	3500°K 660LM	3800
455LL16X2	40°	12	240	6000°K 300LM	440
		12	240	6000°K 780LM	1200
455LL16X2H	40°	12	240	3500°K 250LM	370
		12	240	3500°K 660LM	1020
455LMA16X2	12°	12	240	6000°K 300LM	1540
	40°	12	240	6000°K 780LM	1200
455LMA16X2H	12°	12	240	3500°K 250LM	1300
	40°	12	240	3500°K 660LM	1020
455LMB16X2	40°	12	240	6000°K 300LM	440
	12°	12	240	6000°K 780LM	4500
455LMB16X2H	40°	12	240	3500°K 250LM	370
	12°	12	240	3500°K 660LM	3800

For technical details visit
www.landa.it

IP66

dolby



LED